



BOARD MEETING BOOKLET

Via Video Conference

March 4, 2021

Kentucky Infrastructure Authority
100 Airport Road, Third Floor
Frankfort, Kentucky 40601-3646
502-573-0260
<http://kia.ky.gov>

TEAM 
KENTUCKY

Page Left Blank
for 2 Sided Printing

AGENDA

KENTUCKY INFRASTRUCTURE AUTHORITY BOARD MEETING

Via Video Conference

ZOOM: [March 2021- KIA Board Meeting](#)

YouTube Live Stream: [March YouTube KIA Board Meeting](#)

www.kia.ky.gov

March 4, 2021 1:00 P.M.

- Confirmation of Press Notice
- Confirmation of Quorum
- Recognition of Members/Guests

I. BUSINESS (Board Action Required)

A. Minutes

- | | | |
|--|--------------------|---|
| 1. Consideration of Approval of the Minutes of February 4, 2021
<i>(Attachment I.A.1.)</i> | Chair Dennis Keene | 7 |
|--|--------------------|---|

B. New Projects / Action Items

- | | | |
|---|--|----|
| 1. Resolution and Order of the Board of Directors for Approval of a Fund A loan (A21-005) for an amount up to \$11,825,000 to the City of Mount Sterling, Montgomery County, Kentucky (SX21173075)
<i>(Attachment I.B.1.)</i> | Mr. Jory Becker, DOW
Mr. Alex Fisher, KIA | 17 |
| 2. Resolution and Order of the Board of Directors for Approval of a Fund A loan (A21-021) for an amount up to \$700,000 to the City of Providence, Webster County, Kentucky (SX21233025)
<i>(Attachment I.B.2.)</i> | Mr. Jory Becker, DOW
Mr. Alex Fisher, KIA | 31 |
| 3. Resolution and Order of the Board of Directors for Approval of a Fund A loan (A21-022) for an amount up to \$8,270,000 to the Louisville Metropolitan Sewer District, Jefferson County, Kentucky (SX21111015)
<i>(Attachment I.B.3.)</i> | Mr. Jory Becker, DOW
Mr. Alex Fisher, KIA | 45 |
| 4. Resolution and Order of the Board of Directors for Approval of a Fund A loan (A21-031) for an amount up to \$1,500,000 to the City of Frankfort, Franklin County, Kentucky (SX21073009)
<i>(Attachment I.B.4.)</i> | Mr. Jory Becker, DOW
Mr. Alex Fisher, KIA | 59 |
| 5. Resolution and Order of the Board of Directors Approval of a Fund F loan (F21-013) for an amount up to \$2,491,916 to the McKinney Water District, Lincoln County, Kentucky (WX21137052 & WX21137017)
<i>(Attachment I.B.5.)</i> | Mr. Jory Becker, DOW
Mr. Alex Fisher, KIA | 71 |

Page Left Blank
for 2 Sided Printing

6. Resolution and Order of the Board of Directors Approval of a **Fund F loan (F21-026)** for an amount up to **\$696,500 to the City of Scottsville, Allen County, Kentucky (WX21003023)**
(Attachment I.B.6.) Mr. Jory Becker, DOW 83
Mr. Alex Fisher, KIA

7. Resolution and Order of the Board of Directors Authorizing and Approving the Issuance of Obligations of the Kentucky Infrastructure Authority to **Reimburse Capital Expenditures** made by Governmental Agencies Pursuant to Loans made by the Kentucky Infrastructure Authority to such Governmental Agencies
(Attachment I.B.7.) Mr. Alex Fisher, KIA 97

II. EXECUTIVE DIRECTOR’S REPORT

Ms. Sandy Williams
Deputy Executive
Director

III. ANNOUNCEMENTS/NOTIFICATIONS

Next KIA Board Meeting:
Tentatively: Thursday, April 1, 2021, 1:00 p.m.

Chair Dennis Keene

IV. ADJOURN

Page Left Blank
for 2 Sided Printing

**A
T
T
A
C
H
M
E
N
T**

I.A.1.

Page Left Blank
for 2 Sided Printing

KENTUCKY INFRASTRUCTURE AUTHORITY
Minutes of the Full Board

Meeting Date/Location: February 4, 2021 – 1:00 p.m.
Kentucky Infrastructure Authority
Via Video Conference

Members Present:

Mr. Dennis Keene, Commissioner, Department for Local Government
Ms. Geri Grigsby, proxy for. Holly M. Johnson, Secretary, Finance and Administration Cabinet
Ms. Rebecca Goodman, Secretary, Energy and Environment Cabinet
Mr. Lindsey Flora, proxy for Linda Bridwell, Executive Director, Public Service Commission
Mr. Bobby Aldridge, proxy for Interim Secretary Larry Hayes, Cabinet for Economic Development
Mr. Robert A. Amato, representing Kentucky Municipal Utilities Association
Mr. Ron Lovan, Representing the Kentucky Section of the American Water Works Association
Judge Mark Edward McKenzie, representing Kentucky Association of Counties
Mr. Russell Rose, representing Kentucky Rural Water Association
Mayor Les Stapleton, representing Kentucky League of Cities
Mr. Kurt Stafford, representing the For-Profit Water Companies

DLG Staff:

Ms. Megan Armstrong, Public Information Officer
Mr. Eddie Jacobs, Chief of Staff
Ms. Mary Palmer, Executive Assistant
Mr. Matthew Stephens, General Counsel
Ms. Kim Wooldridge, Executive Assistant

KIA Staff:

Ms. Sandy Williams, Deputy Executive Director
Ms. Julie Bickers, Regional Compliance Coordinator
Mr. Kelly Cunnagin, Executive Staff Advisor
Mr. Alex Fisher, Financial Analyst
Ms. Carmen Ignat, Financial Analyst
Ms. Debbie Landrum, Regional Compliance Coordinator
Ms. Meg Link, Administrative Specialist III and KIA Secretary
Mr. Don Schierer, WRIS Resource Management Analyst
Ms. Sarah Parsley, Regional Compliance Coordinator
Mr. Tom Schubert, GIS Specialist
Ms. Meili Sun, Financial Analyst

Guests:

Mr. Billy Aldridge, Office of Financial Management
Mr. Jory Becker, Division of Water
Ms. Bethany Couch, Office of Financial Management
Mr. Matthew Feltner, Office of Financial Management
Ms. Angelia Hall, Kentucky River Area Development District
Ms. Katherine Halloran, Legislative Research Commission
Mr. Brandon Hamilton, Kenvirons, Inc.
Ms. Jessica Keene, City of Whitesburg
Mr. Dalton Miller, City of Stanford
Mr. Paul Nesbitt, Nesbitt Engineering, Inc.

Ms. Donna Perkins, City of Whitesburg
Mr. Roger Recktenwald
Mr. David Schrader, Bell Engineering
Mr. Chris Stewart, HMB Professional Engineers, Inc.
Mr. Damon Talley, Stoll, Keenon Ogden
Ms. Laura Thomas, City of Jackson
Ms. Julia Wang, Legislative Research Commission

PROCEEDINGS

Commissioner Dennis Keene, called the meeting of the Kentucky Infrastructure Authority (KIA) Board to order. Commissioner Keene welcomed Judge Mark Edward McKenzie, from Johnson County, the newly appointed KACo representative. He noted that the press notification distribution had been done appropriately and confirmed a quorum was present. Meg Link, KIA Secretary was asked to call the Roll.

I. BUSINESS (Board Action Required)

1. APPROVAL OF MINUTES

For: KIA Regular Board Meeting of January 7, 2021

Mr. Russ Rose moved to approve the minutes of the January 7, 2021, regular board meeting. Mayor Les Stapleton seconded, and the motion carried unanimously.

B. NEW PROJECTS/ACTION ITEMS

1. A RESOLUTION AND ORDER OF THE BOARD OF DIRECTORS OF THE KENTUCKY INFRASTRUCTURE AUTHORITY AUTHORIZING AN AMENDMENT TO THE CONDITIONAL COMMITMENT FOR A FEDERALLY ASSISTED CLEAN WATER REVOLVING FUND A LOAN (A19-009) INCREASE FOR AN AMOUNT UP TO \$7,857,216 TO THE CITY OF GEORGETOWN, SCOTT COUNTY, KENTUCKY

Mr. Jory Becker, DOW, and Mr. Alex Fisher, KIA, discussed the City of Georgetown's request for a Fund A Loan increase, (A19-009) in the amount of \$7,857,216 for a total loan amount of \$21,400,000. The City received seven (7) bid submissions on the project on 10/29/2020. The low bid amount is above the current KIA-SRF project budget. Additionally, the 319(h) Non-Point Source grant amount going toward construction was reduced to cover 319(h) administration fees. The additional funding is necessary for the project to move forward.

The original project, named the Georgetown/Scott County South Sewer Extension project, remains unchanged. The purpose of this project is to eliminate the untreated sanitary discharges from two package treatment plants and remove major point sources of pollution to the Cane Run Creek and Cane Run Watershed thus improving the public health of the region. It will provide adequate sanitary sewer service to approximately 500 mobile home units (around 320 are currently occupied) within the Ponderosa and Spindletop mobile home parks (MHPs) by replacing all leaking collector sewers within the two MHPs and extending a gravity interceptor (approximately 17,000 LF) to a new pump station where the flows will be conveyed into Georgetown Municipal Water and Sewer Service (GMWSS) collection system.

Once the two MHPs are fully connected to the new gravity collection system and pump station, the two existing package treatment plants, Ponderosa and Spindletop, will be recommissioned and demolished. The mobile home park collection systems will also undergo rehab and

replacement of approximately 17,000 LF of collector sewers and various manholes as determined necessary. The gravity interceptor route will also provide sanitary sewer service for an area previously unserved. Both of the mobile home parks will be served by master meters billed to the owners of the parks with associated treatment and project costs being passed on to residents as part of their lot rent.

Georgetown Municipal Water and Sewer Service currently serves approximately 13,588 residential, commercial, and industrial customers in the City of Georgetown and Scott County.

Mayor Stapleton asked what the largest area of cost increases had been. Deputy Director Williams asked Mr. Becker from DOW if he had any additional information. He said he did not have specifics at the moment, but would be happy to get back with Mayor Stapleton with the requested information.

Mayor Les Stapleton moved to approve the Fund A loan increase (A19-009), for an amount up to \$7, 857,216 for a total loan of \$21,400,000 with the standard conditions. Mr. Bob Amato seconded and the motion was unanimously approved.

2. A RESOLUTION AND ORDER OF THE BOARD OF DIRECTORS OF THE KENTUCKY INFRASTRUCTURE AUTHORITY AUTHORIZING AN AMENDMENT TO THE CONDITIONAL COMMITMENT FOR A FEDERALLY ASSISTED CLEAN WATER REVOLVING FUND A LOAN (A19-050) INCREASE FOR AN AMOUNT UP TO \$3,000,000 TO THE CITY OF RICHMOND, MADISON COUNTY, KENTUCKY

Mr. Jory Becker, DOW, and Mr. Alex Fisher, KIA, discussed the City of Richmond's request for a Fund A loan (A19-050) increase up to \$3,000,000 for a total loan amount of \$13,142,000 for the Silver Creek Outfall Sewer Phase 1 project. This increase request is due to bids coming in higher than originally expected. The purpose of this project is to eliminate known overflows and provide additional capacity in the collection system for future growth. In 2009, soon after the construction of the Otter Creek Waste Water Treatment Plant (WWTP), two existing WWTP's (Dreaming Creek and Tates Creek) were taken off-line with flows directed to this new large WWTP. The other large WWTP (Silver Creek), was built in the summer of 1999 to treat waste generated on the south side of Richmond, primarily the area along Duncannon Road and the new industrial park. This project will eliminate this Kentucky Pollutant Discharge Elimination System (KPDES) permit and convey flows through the existing conveyance system to the Otter Creek WWTP.

Mr. Ron Lovan asked if there was a trend that the Board needed to be aware of in the coming months. Was Prevailing Wage causing issues? Mr. David Schrader with Bell Engineering noted that with the Richmond project, they received numerous bids, but only two did road boring, which reduced the competitiveness of the bids. Mr. Lovan noted with many of the projects the Board has been reviewing staff should drill down and determine what the trends are that are causing the need for loan increases.

Mr. Bob Amato moved to approve the Fund A Loan increase, (A19-050) for an amount up to \$3,000,000 for a total loan of \$13,142,000 with the standard conditions. Mr. Ron Lovan seconded and the motion was unanimously approved.

3. A RESOLUTION AND ORDER OF THE BOARD OF DIRECTORS OF THE KENTUCKY INFRASTRUCTURE AUTHORITY AUTHORIZING ISSUANCE OF A CONDITIONAL COMMITMENT FOR A FEDERALLY ASSISTED CLEAN WATER REVOLVING FUND

LOAN (A20-030) FOR AN AMOUNT UP TO \$1,017,000 TO THE CITY OF JACKSON, BREATHTITT COUNTY, KENTUCKY

Mr. Jory Becker, DOW, and Mr. Alex Fisher, discussed the City of Jackson’s request for a Fund A loan in the amount of \$1,017,000 for the Jackson Sewer Rehabilitation project. The City of Jackson’s initial sanitary sewer collection system was installed prior to 1950, with extensions to various areas of the city in the 1970’s. The existing sewer system experiences high flows during and after rainfall events. The high flows impair the performance of the wastewater treatment plant resulting in frequent KPDE permit violations. The City knows of problem areas where there are pipe failures that need to be addressed immediately. This project will address both the planning needs for future projects as well as construction of the immediate needs of the collection system. There are two different phases that will be addressed at the same time.

The immediate areas that need to be addressed, as funds are available, include but are not limited to:

- A. A 12-inch gravity sewer and manholes that are collapsing along East Main Street
- B. An 8-inch gravity line along Quicksand Road that is collapsing into the North Fork of the Kentucky River due to the riverbank failing. This will need to be relocated as needed or re-laid and strengthened with bank erosion protection.

While the design for the above phase is on-going, a study of the sewer system will also be on- going. This will include:

- A. Development of a working map that includes flow line elevations of the sewer lines
- B. Manhole inspections
- C. Flow studies at key points to determine where the most concentrated I/I is located
- D. A report that quantifies the I/I problem and outlines future projects to address the I/I results.

Currently the City of Jackson serves 3,083 residential and over 297 commercial customers.

Mayor Les Stapleton moved to approve the Fund A loan (A20-030), in an amount up to \$1,017,000 to the City of Jackson with the standard conditions. Mr. Ron Lovan seconded and the motion was unanimously approved.

4. A RESOLUTION AND ORDER OF THE BOARD OF DIRECTORS OF THE KENTUCKY INFRASTRUCTURE AUTHORITY AUTHORIZING ISSUANCE OF A CONDITIONAL COMMITMENT FOR A FEDERALLY ASSISTED CLEAN WATER REVOLVING FUND A LOAN (A21-020) FOR AN AMOUNT UP TO \$300,000 TO THE FARMDALE SANITATION DISTRICT, FRANKLIN COUNTY, KENTUCKY

Mr. Jory Becker, DOW, and Mr. Alex Fisher, KIA discussed the Farmdale Sanitation District request for a Fund A loan in the amount of \$300,000 for the Farmdale Sanitation District-Rehabilitation Project. This project will involve the rehabilitation of the existing sanitary sewer collection systems in order to reduce the I&I in the Farmdale, Coolbrook, Edgewood, Farmgate, Evergreen, Huntington Woods, and Meadowbrook subdivisions. It will include point repairs, manhole rehab, sewer line rehab, sewer line replacement and repairing lateral connections. The Quail Run Pump Station will also be eliminated as part of this project with

the construction of approximately 1300 linear feet of 8" gravity sewer. This will eliminate SSOs. The Farmdale Sanitation District serves approximately 1,076 customers.

Mr. Russ Rose moved to approve the Fund A Loan, A21-020, in an amount up to \$300,000 to the Farmdale Sanitation District with the standard conditions. Mr. Kurt Stafford seconded and the motion was unanimously approved.

5. A RESOLUTION AND ORDER OF THE BOARD OF DIRECTORS OF THE KENTUCKY INFRASTRUCTURE AUTHORITY AUTHORIZING ISSUANCE OF A CONDITIONAL COMMITMENT FOR A FEDERALLY ASSISTED CLEAN WATER REVOLVING FUND LOAN (A21-041) FOR AN AMOUNT UP TO \$1,800,000 TO THE CITY OF WHITESBURG, LETCHER COUNTY, KENTUCKY

Mr. Jory Becker, DOW, and Mr. Alex Fisher, KIA, discussed the City of Whitesburg's request for a Fund A Loan, A21-041, for an amount up to \$1,800,00 for the Sewer Lift Station Rehab Project. This project will rehabilitate the system's 18 lift stations. They are aging and in need of new pumps, new control panels, rails and mounting hardware, valves, and the interior coating of wet wells needs treated to prevent hydrogen sulfide. The pumps will remain the same size.

The City provides sewer services to approximately 615 residential customers, 140 commercial customers, and 11 industrial customers.

Mr. Bob Amato asked the age of the lift stations. Mr. Paul Nesbitt, Nesbitt Engineering noted they were various ages, were between 20 and 30 years old and were requiring costly maintenance.

Ms. Geri Grigsby moved to approve the Fund A Loan, A21-041, in an amount up to \$1,800,000 to the City of Whitesburg with the standard conditions. Mayor Les Stapleton seconded and the motion was unanimously approved.

6. A RESOLUTION AND ORDER OF THE BOARD OF DIRECTORS OF THE KENTUCKY INFRASTRUCTURE AUTHORITY AUTHORIZING AN AMENDMENT TO THE CONDITIONAL COMMITMENT FOR A FEDERALLY ASSISTED DRINKING WATER REVOLVING FUND F LOAN (F17-005) INCREASE FOR AN AMOUNT UP TO \$268,293 TO THE CITY OF STANFORD, LINCOLN COUNTY, KENTUCKY

Mr. Jory Becker, DOW and Mr. Alex Fisher, KIA, discussed the City of Stanford's request for a Fund F loan increase, F17-005, to supplement the Water System Upgrades project initially approved on March 2, 2017, which will bring the total loan amount up to \$2,958,293. The increase is due to unforeseen obstacles encountered during construction and an unexpected highway relocation. The unforeseen obstacles during construction include issues that resulted in a necessary increase in quantities beyond the bid scope. There were streets approved to receive new waterlines as part of the original project scope, and were bid with the project. However, this work had to be subsequently removed due to an unforeseen highway relocation project advanced by KYTC in the middle of construction. A change order was submitted.

The initial project description and scope is to help improve water pressure and replace aging and tuberculated cast iron waterlines that have been in service since the 1950's. A major

portion of this project will be replacing a cross country 8" cast iron waterline which provides water directly to the City from the water treatment plant. This waterline needs to be replaced very soon due to its necessity and the fact that it is aging and has experienced many breaks. The remainder of the project will be various system wide replacements and connections of dead-end waterlines to create loops throughout the system.

The city of Stanford currently serves 3,179 residential and 241 industrial and commercial customers.

Mr. Ron Lovan moved to approve the Fund F loan, F17-005, for an amount up to \$268,293 with the standard conditions and the following special condition: The comprehensive rate study currently under review shall be completed by December 31, 2021 and rates shall be adjusted to provide a 1.1 debt coverage ratio on all outstanding debt within 3 months of completion of the rate study. If rates are not adjusted within the allowable timeline, \$268,293 shall be immediately due and payable in full on June 1, 2022. Mr. Paul Miller seconded and the motion was approved unanimously.

7. RESOLUTION OF THE KENTUCKY INFRASTRUCTURE AUTHORITY AUTHORIZING AND APPROVING THE ISSUANCE OF OBLIGATIONS OF THE KENTUCKY INFRASTRUCTURE AUTHORITY TO REIMBURSE CAPITAL EXPENDITURES MADE BY GOVERNMENTAL AGENCIES PURSUANT TO LOANS MADE BY THE KENTUCKY INFRASTRUCTURE AUTHORITY TO SUCH GOVERNMENTAL AGENCIES

This is a routine resolution allowing KIA to reimburse expenses that are paid out of the Authority’s funds with bond proceeds. The projects listed below are covered under this resolution:

<u>BORROWER</u>	<u>FUND</u>	<u>AMOUNT UP TO</u>
City of Georgetown (Increase)	A19-009	\$7,857,216
City of Richmond (Increase)	A19-050	\$3,000,000
City of Jackson	A21-030	\$1,017,000
Farmdale Sanitation District	A21-020	\$ 300,000
City of Whitesburg	A21-041	\$1,800,000
Hyden-Leslie Water District (Director Level Increase)	B19-018	\$ 100,000
City of Stanford (Increase)	F17-005	\$ 268,293

Mr. Ron Lovan moved to approve the reimbursement resolution. Mr. Russ Rose seconded and the motion carried unanimously.

EXECUTIVE DIRECTOR’S REPORT

Deputy Executive Director Sandy Williams thanked everyone for their participation. She welcomed Judge McKenzie and mentioned that she planned to hold a New Board Member Orientation and anyone interested in participating should let her know for inclusion in the distribution of materials.

KIA has just completed the audit for this year and has begun preparing the plan for the next audit process to make things more efficient.

The Capital Plan is being worked on. The State Revolving Fund programs have several federal requirements and staff is preparing an outline to ensure all reporting is submitted in a timely manner.

The Call for Projects ended December 4th, the Division of Water has notified KIA that their information will be completed by the established deadline. They plan to have a ranked list of projects to us in early March as scheduled. Staff looks forward to beginning work on the Intended Use Plan (IUP) for the next funding cycle.

Every four years, the EPA requires a Drinking Water Needs Survey be completed by the Utilities. It was originally scheduled for 2020, but was delayed due to COVID-19. The Division of Water has notified staff that 70 Drinking Water systems will be included. Although it is the responsibility of the Utilities to complete the survey and return it to EPA, the states are expected to ensure completion. So the Division of Water will be working closely with the Utilities on this project. Luckily, a large majority of the information comes out of our WRIS system and is readily available. This Needs Survey is very important since funding to the states is based on the information gathered. There is a little over \$1.1 billion that goes toward the Drinking Water State Revolving Fund (SRF). She noted that KIA received about 1.6% of that last year. If the state did nothing, KIA would be guaranteed 1% of the funding, the extra 0.6% we received accounted for \$7 million. Even a small percentage increase can account for significant additional funding. Ms. Williams asked Mr. Becker if he had any additional comments pertaining to the Needs Survey. Mr. Becker reiterated that 70 Utilities were on the list and that none of them had currently been contacted. An email blast will be sent out to system contacts as soon as they receive the information from EPA. If anyone has any questions, please contact Mr. Becker. All the information will be completed and submitted back to EPA in October.

Mr. Ron Lovan asked if a PowerPoint presentation was prepared for the New Board Member Orientation, it might be helpful if it was distributed to all Board members as a review. Director Williams said she would be more than happy to send everyone a copy.

ANNOUNCEMENTS/NOTIFICATIONS

- Next scheduled KIA board meeting:
Thursday, April 1, 2021, 1:00 p.m.

There being no further business, Mr. Ron Lovan moved to adjourn. Mr. Russ Rose seconded and the motion carried unanimously. The January 7, 2020 meeting of the Board of the Kentucky Infrastructure Authority was adjourned.

Submitted by:

Margaret F. Link
Secretary

February 24, 2021
Date

**A
T
T
A
C
H
M
E
N
T**

I.B.1.

Page Left Blank
for 2 Sided Printing

A RESOLUTION AND ORDER OF THE BOARD OF DIRECTORS OF THE KENTUCKY INFRASTRUCTURE AUTHORITY AUTHORIZING ISSUANCE OF A CONDITIONAL COMMITMENT FOR A FEDERALLY ASSISTED CLEAN WATER REVOLVING FUND A LOAN (A21-005) FOR AN AMOUNT UP TO \$12,350,000 TO THE CITY OF MOUNT STERLING, MONTGOMERY COUNTY, KENTUCKY

WHEREAS, the Kentucky Infrastructure Authority (the "Authority") has been duly created as a body corporate and politic constituting a public corporation and a governmental agency of the Commonwealth of Kentucky pursuant to Chapter 224A of the Kentucky Revised Statutes (the "Act"); and

WHEREAS, pursuant to the Act, the Authority is duly and legally authorized to make loans to Governmental Agencies for the purpose of providing funds for the construction and acquisition of sanitary sewer facilities, water facilities or other types of infrastructure, and in that regard, to enter into Assistance Agreements with such Governmental Agencies governing the provisions in respect of which such loans are to be made, the amounts thereof and the repayment provisions in respect thereto; and

WHEREAS, the Authority anticipates entering into an Assistance Agreement for a loan from the Authority's Federally Assisted Clean Water Revolving Loan Program (Fund A) with the City of Mount Sterling, subject to final determination of amount when the factors involving such financing have been determined; and

WHEREAS, the Authority will, in the near future, authorize and issue a series of Infrastructure Authority Revenue Bonds for the purpose of funding loans to various governmental agencies, such series of Bonds to be known as Kentucky Infrastructure Authority Revenue Bonds with the appropriate Series designation; and

WHEREAS, the Authority wishes to establish terms and conditions on said Fund A loans prior to the issuance of Authority Revenue Bonds and recognizes that additional planning and design of the financed projects are required.

NOW, THEREFORE, THE KENTUCKY INFRASTRUCTURE AUTHORITY, ACTING BY AND THROUGH ITS BOARD OF DIRECTORS AS ITS DULY AUTHORIZED AND EMPOWERED GOVERNING BODY, DOES HEREBY RESOLVE AND ORDER, AS FOLLOWS:

Section 1. All statements of fact set forth in the preambles to this Resolution and Order are incorporated herein by reference, the same as if set forth verbatim. All such statements of fact are hereby declared to be true and accurate in all material respects.

Section 2. The Authority hereby authorizes the issuance of a conditional Federally Assisted Clean Water Revolving Fund A loan for an amount up to \$12,350,000 of project expense including permanent financing for planning & design loan A20-007 in the amount of \$525,000 and \$11,825,000 for construction, and capitalized interest for the construction

period, to the City of Mount Sterling for the Wastewater Capacity Upgrade Project. Such amounts are subject to adjustment by further action of the Authority or may be adjusted by action of the Executive Director at the time of the issuance of bonds based on adjustment in project costs of not more than ten percent (10%) of the loan amount authorized by this resolution. Upon satisfaction of all conditions of the commitment, execution of an assistance agreement for this loan is authorized.

Section 3. The unforgiven principal shall be repayable over 20 years at an interest rate of 1.00%. In addition to debt service, a 0.2% annual administration fee on the unpaid loan balance will be charged. From annual revenues, \$30,900 must be set aside in a borrower held replacement reserve each December 1 until the balance reaches \$618,000 and maintained for the life of the loan. These terms are subject to adjustment upon execution of the loan agreement, upon changes in the project conditions or determination that the project will require authority financing to be done on a taxable basis.

Section 4. This Resolution and Order shall be in full force and effect from and after its adoption at a properly held meeting of the Kentucky Infrastructure Authority this 4th day of March, 2021.

DENNIS KEENE, CHAIR
KENTUCKY INFRASTRUCTURE AUTHORITY

ATTEST:

MARGARET F. LINK, SECRETARY
KENTUCKY INFRASTRUCTURE AUTHORITY

REVIEWED BY:

MATTHEW STEPHENS, GENERAL COUNSEL
DEPARTMENT FOR LOCAL GOVERNMENT

EXECUTIVE SUMMARY		Reviewer	Carmen Ignat	
KENTUCKY INFRASTRUCTURE AUTHORITY		Date	March 4, 2021	
FUND A, FEDERALLY ASSISTED WASTEWATER		KIA Loan Number	A21-005	
REVOLVING LOAN FUND		WRIS Number	SX21173075	
BORROWER	CITY OF MOUNT STERLING MONTGOMERY COUNTY			
BRIEF DESCRIPTION				
<p>The City of Mt. Sterling is requesting a Fund A loan in amount of \$11,825,000. This is the construction portion of the Wastewater Capacity Upgrade Project that will bring the total cost of the project up to \$12,500,000 after a contribution of \$150,000 in local funds. The planning and design phase has been concluded with KIA loan A20-007 previously approved on July 1, 2019. This project will increase the capacity at Hinkston Creek WWTP from 3.0 MGD up to 6.0MGD and will increase the designed organic loadings from estimative 6000 lbs up to 10,000 lbs/day. The expansion will be constructed on adjacent site. Also, this project will increase capacity on the South Queen Street main sewer that is experiencing overflows. Statistical data indicates the facility is reaching its capacity, being at 79% hydraulically and 141 % capacity based on the design criteria concerning organic overloads. In addition this project will reduce inflow and infiltrations during substantial rainfall events to adequately maintain compliance.</p>				
PROJECT FINANCING		PROJECT BUDGET		
Fund A Loan A20-007	\$525,000	RD Fee %	Actual %	
Fund A Loan A21-005	11,825,000	Administrative Expenses		\$50,000
Funding Source Local	\$150,000	Legal Expenses		25,000
TOTAL	\$12,500,000	Planning		75,000
		Eng - Design / Const	6.4%	5.8%
		Eng - Insp	4.1%	3.8%
		Eng - Other		135,000
		Construction		10,150,000
		Contingency		1,000,000
		TOTAL		\$12,500,000
REPAYMENT	Rate	1.00%	Est. Annual Payment	\$707,544
	Term	20 Years	1st Payment	6 Mo. after first draw
PROFESSIONAL SERVICES	Engineer	Bell Engineering		
	Bond Counsel	Rubin & Hays		
PROJECT SCHEDULE	Bid Opening	Jun-21		
	Construction Start	Jul-21		
	Construction Stop	Jul-22		
DEBT PER CUSTOMER	Existing	\$514		
	Proposed	\$2,575		
OTHER DEBT	See Attached			
OTHER STATE-FUNDED PROJECTS LAST 5 YRS	See Attached			
RESIDENTIAL RATES		<u>Users</u>	<u>Avg. Bill</u>	
	Current	4,448	\$26.15 (for 4,000 gallons)	
	Additional	0	\$26.15 (for 4,000 gallons)	
REGIONAL COORDINATION	This project is consistent with regional planning recommendations.			
CASHFLOW	Cash Flow Before Debt Service	Debt Service	Cash Flow After Debt Service	Coverage Ratio
Audited 2018	2,235,838	914,208	1,321,630	2.4
Audited 2019	2,485,277	665,112	1,820,165	3.7
Audited 2020	2,298,553	665,746	1,632,807	3.5
Projected 2021	2,217,399	661,211	1,556,188	3.4
Projected 2022	2,217,399	661,212	1,556,187	3.4
Projected 2023	2,201,949	1,014,982	1,186,967	2.2
Projected 2024	2,186,499	1,368,756	817,743	1.6
Projected 2025	2,186,499	707,544	1,478,955	3.1

Reviewer: Carmen Ignat
Date: 03/04/2021
Loan Number: A21-005

**KENTUCKY INFRASTRUCTURE AUTHORITY
WASTEWATER REVOLVING LOAN FUND (FUND A)
CITY OF MOUNT STERLING, MONTGOMERY COUNTY
PROJECT REVIEW
SX21173075**

I. PROJECT DESCRIPTION

The City of Mt. Sterling is requesting a Fund A loan in amount of \$11,825,000. This is the construction portion of the Wastewater Capacity Upgrade Project that will bring the total cost of the project up to \$12,500,000 after a contribution of \$150,000 in local funds. The planning and design phase has been concluded with KIA loan A20-007 previously approved on July 1, 2019. This project will increase the capacity at Hinkston Creek WWTP from 3.0 MGD up to 6.0MGD and will increase the designed organic loadings from estimative 6000lbs up to 10,000lbs/day. The expansion will be constructed on adjacent site. Also, this project will increase capacity on the South Queen Street main sewer that is experiencing overflows. Statistical data indicates the facility is reaching its capacity, being at 79% hydraulically and 141 % capacity based on the design criteria concerning organic overloads. In addition, this project will reduce inflow and infiltrations during substantial rainfall events to adequately maintain compliance.

II. PROJECT BUDGET

	Total
Administrative Expenses	50,000
Legal Expenses	25,000
Planning	75,000
Engineering Fees - Design	450,000
Engineering Fees - Construction	195,000
Engineering Fees - Inspection	420,000
Engineering Fees - Other	135,000
Construction	10,150,000
Contingency	1,000,000
Total	\$12,500,000

III. PROJECT FUNDING

	<u>Amount</u>	<u>%</u>
Fund A Loan"A20-007	\$525,000	4%
Fund A Loan A21-005	\$11,825,000	95%
Funding Source Local	\$150,000	1%
Total	\$12,500,000	100%

IV. KIA DEBT SERVICE

Construction Loan	\$12,350,000
Less: Principal Forgiveness	<u>0</u>
Amortized Loan Amount	\$12,350,000
Interest Rate	1.00%
Loan Term (Years)	<u>20</u>
Estimated Annual Debt Service	\$682,844
Administrative Fee (0.20%)	<u>24,700</u>
Total Estimated Annual Debt Service	\$707,544

V. PROJECT SCHEDULE

Estimated Bid Opening Date	June 1, 2021
Estimated Construction Start	July 1, 2021
Estimated Construction Completion	July 1, 2022
First Interest Payment	December 1, 2021
First P&I Payment Date	June 1, 2023

VI. CUSTOMER COMPOSITION AND RATE STRUCTURE

A) Customers

Customers	Current
Residential	4,448
Commercial	579
Industrial	29
Institutional	10
Total	5,066

B) Rates

	Sewer Inside City		Sewer Outside City	
	Current	Prior	Current	Prior
Date of Last Rate Increase	07/01/19	07/01/18	07/01/19	07/01/18
First 748 Gallons (Minimum)	9.76	9.48	10.24	9.94
Next 252	1.27	1.23	1.50	1.46
Next 3000	15.12	14.67	17.85	17.34
Cost for 4,000 gallons	26.15	25.38	29.59	28.74
Increase %	3.02%	N/A	2.97%	N/A
Affordability Index (Rate/MHI)	0.77%	0.74%	0.87%	0.84%

	Water Inside City		Water Outside City	
	Current	Prior	Current	Prior
Date of Last Rate Increase	07/01/19	07/01/18	07/01/19	07/01/18
First 748 Gallons (Minimum)	7.58	7.43	8.67	8.50
Next 252	1.34	1.32	1.48	1.45
Next 3,000	15.99	15.69	17.67	17.31
Cost for 4,000 gallons	24.91	24.44	27.82	27.26
Increase %	1.94%	N/A	2.05%	N/A
Affordability Index (Rate/MHI)	0.73%	0.72%	0.81%	0.80%

VII. DEMOGRAPHICS

Based on current Census data from the American Community Survey 5-Year Estimate 2014-2018, the Utility's service area population was 11,965 with a Median Household Income (MHI) of \$40,976. The median household income for the Commonwealth is \$48,392. The project will qualify for a 1.00% interest rate.

VIII. 2020 CAPITALIZATION GRANT EQUIVALENCIES

- 1) Green Project Reserve - This project does not qualify for Green Project Reserve (GPR) funding.
- 2) Additional Subsidization – This project does not qualify for additional subsidization.

IX. FINANCIAL ANALYSIS

Financial information was obtained from the Mount Sterling City's audited financial statements for the years ended June 30, 2018 through June 30, 2020 for the business type-activities of Mount Sterling City and Water and Sewer Commission. The non-cash impacts of GASB 68 – Accounting and Financial Reporting for Pensions and GASB 75 – Accounting and Financial Reporting for Other Postemployment Benefit have been removed from the operating expenses. Percentage references in the History section below are based on whole dollar amounts and not the rounded amounts presented.

HISTORY

Total operating revenues have increased 5.4% from 5.64M in 2018 to 5.94M in 2020 while total operating expenses have increased 9.1% from 3.40M in 2018 to 3.72M in 2020. The debt coverage ratio was above 2.4 for 2018 and above 3.5 for 2019 and 2020 respectively.

The balance sheet for the year of 2020 reflects a current ratio of 5.6, debt to equity ratio of 0.3, 47.7 days of sales in accounts receivable and 26 months operating expenses in unrestricted cash.

PROJECTIONS

Projections are based on the following assumptions:

- 1) Future revenue projections are expected to remain flat.
- 2) Expenses are projected to rise 2% annually for inflation.
- 3) The existing debt obligations will be paid off by FY2025.

4) Debt service coverage will be 1.6 in FY2024 when principal and interest repayments begin.

Based on the pro forma assumptions, the utility shows adequate cash flow to repay the KIA Fund A loan.

REPLACEMENT RESERVE

The replacement reserve will be 5% (\$618,000 total) of the final amount borrowed to be funded annually (\$30,900 yearly) each December 1 for 20 years and maintained for the life of the loan.

X. DEBT OBLIGATIONS

	<u>Outstanding</u>	<u>Maturity</u>
KIA Loan A02-01	\$2,586,313	2024
Total	\$2,586,313	

XI. CONTACTS

Legal Applicant	
Entity Name	City of Mount Sterling
Authorized Official	Al Botts (Mayor)
County	Montgomery
Email	Al.botts@ky.gov
Phone	859-498-8725
Address	33 N Maysville St Mount Sterling, KY40353

Applicant Contact	
Name	Rick Fletcher
Organization	Mount Sterling Water and Sewer
Email	r.fletcher@mswatersewer.com
Phone	859-498-0166
Address	PO Box 392 Mount Sterling, KY40353

Project Administrator

Name	Jocelyn R Gross
Organization	Gateway Area Development District
Email	jocelynr.gross@ky.gov
Phone	606-780-0090
Address	110 Lake Park Dr Morehead, KY40351

Consulting Engineer

PE Name	David F. Schrader
Firm Name	Bell Engineering
Email	dschrader@hkbell.com
Phone	859-278-5412
Address	2480 Fortune Drive Lexington, KY40509

XII. RECOMMENDATIONS

KIA staff recommends approval of the loan with the standard conditions.

**CITY OF MOUNT STERLING
FINANCIAL SUMMARY (JUNE YEAR END)**

	<u>Audited 2018</u>	<u>Audited 2019</u>	<u>Audited 2020</u>	<u>Projected 2021</u>	<u>Projected 2022</u>	<u>Projected 2023</u>	<u>Projected 2024</u>	<u>Projected 2025</u>
Balance Sheet								
Assets								
Current Assets	7,403,306	8,311,464	9,230,894	10,787,040	12,343,227	13,530,194	14,347,937	15,826,892
Other Assets	31,039,669	29,865,811	29,030,020	27,046,791	25,063,562	35,580,333	33,284,604	30,988,875
Total	38,442,975	38,177,275	38,260,914	37,833,831	37,406,789	49,110,527	47,632,541	46,815,767
Liabilities & Equity								
Current Liabilities	1,437,335	1,530,515	1,646,586	1,653,918	1,663,566	1,673,282	1,727,840	1,731,240
Long Term Liabilities	7,743,175	7,216,147	7,336,393	6,693,071	6,043,301	17,737,015	17,029,471	16,321,927
Total Liabilities	9,180,510	8,746,662	8,982,979	8,346,989	7,706,867	19,410,297	18,757,311	18,053,167
Net Assets	29,262,465	29,430,613	29,277,935	29,486,842	29,699,922	29,700,230	28,875,230	28,762,600
Cash Flow								
Revenues	5,637,996	5,895,018	5,943,048	5,943,048	5,943,048	5,943,048	5,943,048	5,943,048
Operating Expenses	3,406,019	3,444,000	3,716,109	3,716,109	3,716,109	3,731,559	3,747,009	3,747,009
Other Income	3,861	34,259	71,614	(9,540)	(9,540)	(9,540)	(9,540)	(9,540)
Cash Flow Before Debt Service	2,235,838	2,485,277	2,298,553	2,217,399	2,217,399	2,201,949	2,186,499	2,186,499
Debt Service								
Existing Debt Service	914,208	665,112	665,746	661,211	661,212	661,210	661,212	0
Proposed KIA Loan	0	0	0	0	0	353,772	707,544	707,544
Total Debt Service	914,208	665,112	665,746	661,211	661,212	1,014,982	1,368,756	707,544
Cash Flow After Debt Service	1,321,630	1,820,165	1,632,807	1,556,188	1,556,187	1,186,967	817,743	1,478,955
Ratios								
Current Ratio	5.2	5.4	5.6	6.5	7.4	8.1	8.3	9.1
Debt to Equity	0.3	0.3	0.3	0.3	0.3	0.7	0.6	0.6
Days Sales in Accounts Receivable	50.1	49.2	47.7	47.7	47.7	47.7	47.7	47.7
Months Operating Expenses in Unrestricted Cash	22.6	25.3	26.0	31.0	36.1	39.9	42.5	47.3
Debt Coverage Ratio	2.4	3.7	3.5	3.4	3.4	2.2	1.6	3.1



ANDY BESHEAR
GOVERNOR

REBECCA W. GOODMAN
SECRETARY

ENERGY AND ENVIRONMENT CABINET
DEPARTMENT FOR ENVIRONMENTAL PROTECTION

ANTHONY R. HATTON
COMMISSIONER

300 SOWER BOULEVARD
FRANKFORT, KENTUCKY 40601

February 24, 2021

Sandy Williams, Deputy Executive Director
Kentucky Infrastructure Authority
100 Airport Road, 3rd Floor
Frankfort, Kentucky 40601

Re: A21-005
Mount Sterling Hinkston Creek WWTP--15797
Activity ID: FGL20210003
Project Name: WWTP Capacity Upgrade

Dear Mrs. Williams:

The Division of Water (DOW) hereby certifies that the City of Mount Sterling is eligible to receive \$11,825,000.00 from the Clean Water State Revolving Fund. The DOW certifies that the project scope is consistent with the scope that was used to rank the project on the Intended Use Plan-Project Priority List.

The City of Mount Sterling's status relative to the Clean Water State Revolving Fund General Conditions is provided below:

1. Project specific environmental information is expected to be submitted to DOW in May 2021.
2. Plans and specifications are expected to be submitted to DOW in May 2021.
3. Construction bids are expected to be opened in July 2021.

Upon compliance with the general conditions, the DOW will issue a final project certification prior to authorizing the loan agreement. A preconstruction and project management conference with the DOW must be held prior to commencement of construction. If you have any questions concerning this letter, please contact Joel Murphy, Project Manager, at (502) 782-7024.

Sincerely,

For:
Paul Miller, P.E.
Director, Division of Water

PM/JB:jjm

c: Mayor Al Botts, City of Mount Sterling
David Schrader, Bell Engineering
Jocelyn Gross, Gateway ADD



Page Left Blank
for 2 Sided Printing

**A
T
T
A
C
H
M
E
N
T**

I.B.2.

Page Left Blank
for 2 Sided Printing

A RESOLUTION AND ORDER OF THE BOARD OF DIRECTORS OF THE KENTUCKY INFRASTRUCTURE AUTHORITY AUTHORIZING ISSUANCE OF A CONDITIONAL COMMITMENT FOR A FEDERALLY ASSISTED CLEAN WATER REVOLVING FUND LOAN (A21-021) FOR AN AMOUNT UP TO \$700,000 TO THE CITY OF PROVIDENCE, WEBSTER COUNTY, KENTUCKY

WHEREAS, the Kentucky Infrastructure Authority (the "Authority") has been duly created as a body corporate and politic constituting a public corporation and a governmental agency of the Commonwealth of Kentucky pursuant to Chapter 224A of the Kentucky Revised Statutes (the "Act"); and

WHEREAS, pursuant to the Act, the Authority is duly and legally authorized to make loans to Governmental Agencies for the purpose of providing funds for the construction and acquisition of sanitary sewer facilities, water facilities or other types of infrastructure, and in that regard, to enter into Assistance Agreements with such Governmental Agencies governing the provisions in respect of which such loans are to be made, the amounts thereof and the repayment provisions in respect thereto; and

WHEREAS, the Authority anticipates entering into an Assistance Agreement for a loan from the Authority's Federally Assisted Clean Water Revolving Loan Program (Fund A) with the City of Providence, subject to final determination of amount when the factors involving such financing have been determined; and

WHEREAS, the Authority will, in the near future, authorize and issue a series of Infrastructure Authority Revenue Bonds for the purpose of funding loans to various governmental agencies, such series of Bonds to be known as Kentucky Infrastructure Authority Revenue Bonds with the appropriate Series designation; and

WHEREAS, the Authority wishes to establish terms and conditions on said Fund A loans prior to the issuance of Authority Revenue Bonds and recognizes that additional planning and design of the financed projects are required.

NOW, THEREFORE, THE KENTUCKY INFRASTRUCTURE AUTHORITY, ACTING BY AND THROUGH ITS BOARD OF DIRECTORS AS ITS DULY AUTHORIZED AND EMPOWERED GOVERNING BODY, DOES HEREBY RESOLVE AND ORDER, AS FOLLOWS:

Section 1. All statements of fact set forth in the preambles to this Resolution and Order are incorporated herein by reference, the same as if set forth verbatim. All such statements of fact are hereby declared to be true and accurate in all material respects.

Section 2. The Authority hereby authorizes the issuance of a conditional Federally Assisted Clean Water Revolving Fund loan for an amount up to \$700,000 for planning & design loan A21-021, to the City of Providence for the Sanitary Sewer Upgrades project. Such amounts are subject to adjustment by further action of the Authority or may be

adjusted by action of the Executive Director at the time of the issuance of bonds based on adjustment in project costs of not more than (10%) ten percent of the loan amount authorized by this resolution. Upon satisfaction of all conditions of the commitment, execution of an assistance agreement for this loan is authorized.

Section 3. The loan shall be repayable over 5 years at an interest rate of 2.50%. In addition to debt service, a 0.2% annual administration fee on the unpaid loan balance will be charged. These terms are subject to adjustment upon execution of the loan agreement, upon changes in the project conditions or determination that the project will require authority financing to be done on a taxable basis.

Section 4. This Resolution and Order shall be in full force and effect from and after its adoption at a properly held meeting of the Kentucky Infrastructure Authority this 4th day of March, 2021.

DENNIS KEENE, CHAIR
KENTUCKY INFRASTRUCTURE AUTHORITY

ATTEST:

MARGARET F. LINK, SECRETARY
KENTUCKY INFRASTRUCTURE AUTHORITY

REVIEWED BY:

MATTHEW STEPHENS, GENERAL COUNSEL
DEPARTMENT FOR LOCAL GOVERNMENT



ANDY BESHEAR
GOVERNOR

REBECCA W. GOODMAN
SECRETARY

ENERGY AND ENVIRONMENT CABINET
DEPARTMENT FOR ENVIRONMENTAL PROTECTION

ANTHONY R. HATTON
COMMISSIONER

300 SOWER BOULEVARD
FRANKFORT, KENTUCKY 40601

February 22, 2021

Sandy Williams, Deputy Executive Director
Kentucky Infrastructure Authority
100 Airport Road, 3rd Floor
Frankfort, Kentucky 40601

Re: A21-021 – City of Providence
Providence WWTP--4191
Activity ID: FGL20210005

Dear Mrs. Williams:

The Division of Water (DOW) hereby certifies that the City of Providence is eligible to receive \$700,000 for a planning and design loan from the Clean Water State Revolving Fund. Upon approval of an engineering contract, the DOW will issue a final certification letter authorizing initiation of the Assistance Agreement.

If you have any questions concerning this letter, please contact William Averell, Project Manager, at (502) 782-6882.

Sincerely,

E-Signed by Jory Becker/
VERIFY authenticity with eSign Desktop

For:
Paul Miller, P.E.
Director, Division of Water

PM/JB: wa

- c: The Honorable Doug Hammers, Mayor
- David May, Director of Public Works
- Skyler Stewart, Green River ADD
- Christopher A. Stewart, P. E., HMB Professional Engineers, Inc.



EXECUTIVE SUMMARY		Reviewer	Carmen Ignat	
KENTUCKY INFRASTRUCTURE AUTHORITY		Date	March 4, 2021	
FUND A, FEDERALLY ASSISTED WASTEWATER		KIA Loan Number	A21-021	
REVOLVING LOAN FUND		WRIS Number	SX21233025	
BORROWER	CITY OF PROVIDENCE WEBSTER COUNTY			
BRIEF DESCRIPTION				
<p>Providence City is requesting a \$700,000 planning and design Fund A loan for Providence Sanitary Sewer Upgrades. The City of Providence has received Notices of Violation from the KY Division of Enforcement concerning the current state of the Providence Wastewater Treatment System and is currently under an Agreed Order. This project will document and prioritize needed repairs and cleaning in the collection system: approximately 42,000 LF of sewer line, 120 manholes and 6 pump stations in order to prevent overflows and reduce excessive inflows & infiltration in the worst identified areas. Also, this project includes planning and designing the WWTP improvements. The sewer project will be associated with a project of replacing waterlines that are running directly parallel with the sewer lines. The total cost of the two projects will be \$7,230,000.</p>				
PROJECT FINANCING		PROJECT BUDGET		
Fund A Loan P&D	\$700,000	Planning	\$350,000	
		Eng - Design / Const	\$320,000	
		Contingency	\$30,000	
TOTAL	\$700,000	TOTAL	\$700,000	
REPAYMENT	Rate	2.50%	Est. Annual Payment \$151,204	
	Term	5 Years	1st Payment 6 Mo. after first draw	
PROFESSIONAL SERVICES	Engineer	Haworth, Meyer & Boleyn, Inc		
	Bond Counsel	Rubin & Hays		
PROJECT SCHEDULE	Bid Opening	Nov-22		
	P&D Start	May-21		
	P&D Stop	May-22		
DEBT PER CUSTOMER	Existing	\$655		
	Proposed	\$548		
OTHER DEBT	See Attached			
OTHER STATE-FUNDED PROJECTS LAST 5 YRS	See Attached			
RESIDENTIAL RATES		<u>Users</u>	<u>Avg. Bill</u>	
	Current	1,286	\$20.67	(for 4,000 gallons)
	Additional	0	\$20.67	(for 4,000 gallons)
REGIONAL COORDINATION	This project is consistent with regional planning recommendations.			
CASHFLOW	Cash Flow Before Debt Service	Debt Service	Cash Flow After Debt Service	Coverage Ratio
Audited 2017	551,311	311,585	239,726	1.8
Audited 2018	596,963	314,625	282,338	1.9
Audited 2019	1,135,254	318,275	816,979	3.6
Projected 2020	995,789	317,611	678,178	3.1
Projected 2021	915,084	318,363	596,721	2.9
Projected 2022	832,766	224,485	608,281	3.7
Projected 2023	748,801	156,601	592,200	4.8
Projected 2024	663,156	151,204	511,952	4.4

Reviewer: Carmen Ignat
Date: 03/04/2021
Loan Number: A21-021

**KENTUCKY INFRASTRUCTURE AUTHORITY
WASTEWATER REVOLVING LOAN FUND (FUND A)
CITY OF PROVIDENCE, WEBSTER COUNTY
PROJECT REVIEW
SX21233025**

I. PROJECT DESCRIPTION

The City of Providence is requesting a planning and design Fund A loan in the amount of \$700,000 for the Providence Sanitary Sewer Upgrades project.

The City of Providence has received Notices of Violation from the KY Division of Enforcement concerning the current state of the Providence Wastewater Treatment System and is currently under an Agreed Order. This project will document and prioritize needed repairs and cleaning in the collection system: approximately 42,000 LF of sewer line, 120 manholes and 6 pump stations in order to prevent overflows and reduce excessive inflows & infiltration in the worst identified areas. Also, this project includes planning and designing the WWTP improvements.

The sewer project will be associated with a project of replacing waterlines that are running directly parallel on the sewer lines. The total cost of the two projects will be \$7,230,000.

II. PROJECT BUDGET

	Total
Planning	\$350,000
Engineering Fees - Design	\$320,000
Contingency	\$30,000
Total	\$700,000

III. PROJECT FUNDING

	<u>Amount</u>	<u>%</u>
Fund A Loan P&D	\$700,000	100%
Total	\$700,000	100%

IV. KIA DEBT SERVICE

P & D Loan	\$700,000
Less: Principal Forgiveness	<u>0</u>
Amortized Loan Amount	\$700,000
Interest Rate	2.50%
Loan Term (Years)	<u>5</u>
Estimated Annual Debt Service	\$149,804
Administrative Fee (0.20%)	<u>1,400</u>
Total Estimated Annual Debt Service	\$151,204

V. PROJECT SCHEDULE

Estimated P&D Start	May 31, 2021
Estimated P&D Completion	May 31, 2022
Estimated Bid Opening Date	November 30, 2022
Estimated Construction Start	March 31, 2023
Estimated Construction Completion	March 31, 2024
First Interest Payment	December 1, 2021
First P&I Payment Date	December 1, 2022

VI. CUSTOMER COMPOSITION AND RATE STRUCTURE

A) Customers

	<u>Current</u>
Residential	1,235
Commercial	51
Industrial	<u>0</u>
Total	1,286

B) Rates

	Sewer
	Current
Date of Last Rate Increase	1991-07
First 3,000 Gallons (Minimum)	15.50
Next 1,000	5.17
Cost for 4,000 gallons	20.67
Increase %	
Affordability Index (Rate/MHI)	0.92%

	Water Inside City		Water Outside City	
	Current	Prior	Current	Prior
Date of Last Rate Increase	2013-07	2000-05	2013-07	2000-05
First 2,000(3000) Gallons (Minimum)	15.67	11.67	25.05	18.67
Next 2,000(1000)	3.38	3.19	4.59	4.33
Cost for 4,000 gallons	22.43	14.86	34.23	23.00
Increase %	50.94%		48.83%	
Affordability Index (Rate/MHI)	1.00%	0.66%	1.53%	1.03%

VII. DEMOGRAPHICS

Based on current Census data from the American Community Survey 5-Year Estimate 2014-2018, the Utility’s service area population was 2,861 with a Median Household Income (MHI) of \$26,849. The median household income for the Commonwealth is \$48,392. The project will qualify for a 2.50% interest rate.

VIII. 2020 CAPITALIZATION GRANT EQUIVALENCIES

- 1) Green Project Reserve - This project does not qualify for Green Project Reserve.
- 2) Additional Subsidization – This project does not qualify for additional subsidization.

IX. FINANCIAL ANALYSIS

Financial information was obtained from the audited financial statements for the years ended June 30, 2017 through June 30, 2019. The non-cash impacts of GASB 68 – Accounting and Financial Reporting for Pensions and GASB 75 – Accounting and Financial Reporting for Other Postemployment Benefit have been removed from the operating expenses. Percentage references in the History section below are based on whole dollar amounts and not the rounded amounts presented.

HISTORY

Total operating revenues have increased 5.8% from 4.75 M in 2017 to 5.03 M in 2019 while total operating expenses have decreased 5.6% from 4.19 M in 2017 to 3.96 M in 2019. There was a significant decrease in the water treatment and collection expenses due to several leak repairs in the water and sewer distribution systems.

The balance sheet for the year of 2019 reflects a current ratio of 1.8, debt to equity ratio of 1.1, 42.8 days of sales in accounts receivable, and 0.8 months operating expenses in unrestricted cash.

PROJECTIONS

Projections are based on the following assumptions:

- 1) Future revenue projections are expected to remain flat.
- 2) Expenses are projected to rise 2% annually for inflation.
- 3) The existing debt obligations will be paid off by FY2023.
- 4) Debt service coverage is 4.8 in FY2023 when principal and interest repayments begin.

Based on the pro forma assumptions, the utility shows adequate cash flow to repay the KIA Fund A loan.

X. DEBT OBLIGATIONS

	Outstanding	Maturity (Fiscal Year)
KIA Loan F00-008	\$817,863	2022
Dixon Bank Loan 29899(2018)	\$24,447	2023
Total	\$ 842,310	

XI. CONTACTS

Legal Applicant	
Entity Name	City of Providence
Authorized Official	Doug Hammers (Mayor)
County	Webster
Email	dhammers@providenceky.com
Phone	270-667-5463
Address	PO Box 128 Providence, KY42450

Applicant Contact	
Name	David May
Organization	City of Providence
Email	jdmay28@yahoo.com
Phone	270-667-2511
Address	201 E Main St Providence, KY42450

Project Administrator	
Name	Skyler Stewart
Organization	Green River Area Development District
Email	skylerstewart@gradd.com
Phone	270-926-4433
Address	300 GRADD Way Owensboro, KY42301

Consulting Engineer

PE Name	Christopher Allen Stewart
Firm Name	Haworth, Meyer & Boleyn, Inc
Email	castewart@hmbpe.com
Phone	502-695-9800
Address	3 Hmb Circle Frankfort, KY40601

XII. RECOMMENDATIONS

KIA staff recommends approval of the loan with the standard conditions.

**CITY OF PROVIDENCE
FINANCIAL SUMMARY (JUNE YEAR END)**

	Audited 2017	Audited 2018	Audited 2019	Projected 2020	Projected 2021	Projected 2022	Projected 2023	Projected 2024	Projected 2025
Balance Sheet									
Assets									
Current Assets	1,109,446	1,111,473	1,260,537	1,382,316	1,501,660	1,623,316	1,741,756	1,844,146	1,941,273
Other Assets	5,338,113	5,421,410	4,792,063	5,002,470	5,147,712	6,002,202	6,143,827	6,221,254	6,277,624
Total	6,447,559	6,532,883	6,052,600	6,384,786	6,649,372	7,625,518	7,885,583	8,065,400	8,218,897
Liabilities & Equity									
Current Liabilities	1,173,419	944,232	704,315	714,704	630,454	417,297	556,128	560,328	564,528
Long Term Liabilities	2,360,662	3,195,813	2,501,342	2,190,766	1,968,340	2,663,071	2,523,071	2,383,071	2,243,071
Total Liabilities	3,534,081	4,140,045	3,205,657	2,905,470	2,598,794	3,080,368	3,079,199	2,943,399	2,807,599
Net Assets	2,913,478	2,392,838	2,846,943	3,479,316	4,050,578	4,545,150	4,806,384	5,122,001	5,411,298
Cash Flow									
Revenues	4,754,493	4,969,722	5,028,160	5,028,160	5,028,160	5,028,160	5,028,160	5,028,160	5,028,160
Operating Expenses	4,190,961	4,265,730	3,956,115	4,035,238	4,115,943	4,198,261	4,282,226	4,367,871	4,394,191
Other Income	(12,221)	(107,029)	63,209	2,867	2,867	2,867	2,867	2,867	2,867
Cash Flow Before Debt Service	551,311	596,963	1,135,254	995,789	915,084	832,766	748,801	663,156	636,836
Debt Service									
Existing Debt Service	311,585	314,625	318,275	317,611	318,363	224,485	5,397	0	0
Proposed KIA Loan	0	0	0	0	0	0	151,204	151,204	151,204
Total Debt Service	311,585	314,625	318,275	317,611	318,363	224,485	156,601	151,204	151,204
Cash Flow After Debt Service	239,726	282,338	816,979	678,178	596,721	608,281	592,200	511,952	485,632
Ratios									
Current Ratio	0.9	1.2	1.8	1.9	2.4	3.9	3.1	3.3	3.4
Debt to Equity	1.2	1.7	1.1	0.8	0.6	0.7	0.6	0.6	0.5
Days Sales in Accounts Receivable	47.7	46.8	42.8	42.8	42.8	42.8	42.8	42.8	42.8
Months Operating Expenses in Unrestricted Cash	0.4	0.2	0.8	1.2	1.6	2.0	2.3	2.6	2.9
Debt Coverage Ratio	1.8	1.9	3.6	3.1	2.9	3.7	4.8	4.4	4.2

Page Left Blank
for 2 Sided Printing

**A
T
T
A
C
H
M
E
N
T**

I.B.3.

Page Left Blank
for 2 Sided Printing

A RESOLUTION AND ORDER OF THE BOARD OF DIRECTORS OF THE KENTUCKY INFRASTRUCTURE AUTHORITY AUTHORIZING ISSUANCE OF A CONDITIONAL COMMITMENT FOR A FEDERALLY ASSISTED CLEAN WATER REVOLVING FUND A LOAN (A21-022) FOR AN AMOUNT UP TO \$8,270,000 TO THE LOUISVILLE AND JEFFERSON COUNTY METROPOLITAN SEWER DISTRICT (MSD), JEFFERSON COUNTY, KENTUCKY

WHEREAS, the Kentucky Infrastructure Authority (the "Authority") has been duly created as a body corporate and politic constituting a public corporation and a governmental agency of the Commonwealth of Kentucky pursuant to Chapter 224A of the Kentucky Revised Statutes (the "Act"); and

WHEREAS, pursuant to the Act, the Authority is duly and legally authorized to make loans to Governmental Agencies for the purpose of providing funds for the construction and acquisition of sanitary sewer facilities, water facilities or other types of infrastructure, and in that regard, to enter into Assistance Agreements with such Governmental Agencies governing the provisions in respect of which such loans are to be made, the amounts thereof and the repayment provisions in respect thereto; and

WHEREAS, the Authority anticipates entering into an Assistance Agreement for a loan from the Authority's Federally Assisted Clean Water Revolving Loan Program (Fund A) with the Louisville and Jefferson County MSD, subject to final determination of amount when the factors involving such financing have been determined; and

WHEREAS, the Authority will, in the near future, authorize and issue a series of Infrastructure Authority Revenue Bonds for the purpose of funding loans to various governmental agencies, such series of Bonds to be known as Kentucky Infrastructure Authority Revenue Bonds with the appropriate Series designation; and

WHEREAS, the Authority wishes to establish terms and conditions on said Fund A loans prior to the issuance of Authority Revenue Bonds and recognizes that additional planning and design of the financed projects are required.

NOW, THEREFORE, THE KENTUCKY INFRASTRUCTURE AUTHORITY, ACTING BY AND THROUGH ITS BOARD OF DIRECTORS AS ITS DULY AUTHORIZED AND EMPOWERED GOVERNING BODY, DOES HEREBY RESOLVE AND ORDER, AS FOLLOWS:

Section 1. All statements of fact set forth in the preambles to this Resolution and Order are incorporated herein by reference, the same as if set forth verbatim. All such statements of fact are hereby declared to be true and accurate in all material respects.

Section 2. The Authority hereby authorizes the issuance of a conditional Federally Assisted Clean Water Revolving Fund A loan for an amount up to \$8,270,000 of project expense including capitalized interest for the construction period, to the Louisville and

Jefferson County MSD for the Rosa Terrace, Sanders, Wathen, and Sonne Pump Station Project. Such amounts are subject to adjustment by further action of the Authority or may be adjusted by action of the Executive Director at the time of the issuance of bonds based on adjustment in project costs of not more than ten percent (10%) of the loan amount authorized by this resolution. Upon satisfaction of all conditions of the commitment, execution of an assistance agreement for this loan is authorized.

Section 3. The loan shall be repayable over 20 years at an interest rate of 2.00%. In addition to debt service, a 0.2% annual administration fee on the unpaid loan balance will be charged. MSD maintains Debt Reserve Accounts equal to the maximum annual debt service requirements on its senior lien obligations (currently \$151.1 million). No additional replacement reserves will be required for this loan. These terms are subject to adjustment upon execution of the loan agreement, upon changes in the project conditions or determination that the project will require authority financing to be done on a taxable basis.

Section 4. This Resolution and Order shall be in full force and effect from and after its adoption at a properly held meeting of the Kentucky Infrastructure Authority this 4th day of March, 2021.

DENNIS KEENE, CHAIR
KENTUCKY INFRASTRUCTURE AUTHORITY

ATTEST:

MARGARET F. LINK, SECRETARY
KENTUCKY INFRASTRUCTURE AUTHORITY

REVIEWED BY:

MATTHEW STEPHENS, GENERAL COUNSEL
DEPARTMENT FOR LOCAL GOVERNMENT



ANDY BESHEAR
GOVERNOR

REBECCA W. GOODMAN
SECRETARY

ENERGY AND ENVIRONMENT CABINET
DEPARTMENT FOR ENVIRONMENTAL PROTECTION

ANTHONY R. HATTON
COMMISSIONER

300 SOWER BOULEVARD
FRANKFORT, KENTUCKY 40601

February 24, 2021

Sandy Williams, Deputy Executive Director
Kentucky Infrastructure Authority
100 Airport Road, 3rd Floor
Frankfort, Kentucky 40601

Re: A21-022 – Louisville and Jefferson Co. MSD
Derek R Guthrie WQTC--2163
Activity ID: FGL20210008

Dear Mrs. Williams:


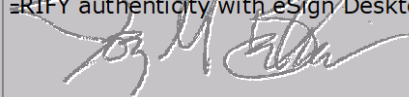
The Division of Water (DOW) hereby certifies that the Louisville and Jefferson Co. MSD is eligible to receive \$8,270,000 from the Clean Water State Revolving Fund. The DOW certifies that the project scope is consistent with the scope that was used to rank the project on the FY 21 Intended Use Plan-Project Priority List.

The Louisville and Jefferson Co.'s status relative to the Clean Water State Revolving Fund General Conditions is provided below:

1. Project specific environmental information is expected to be submitted to DOW in May 2021.
2. Plans and specifications are expected to be submitted to DOW in May 2021,
3. Construction bids are expected to be opened in August 2021.

Upon compliance with the general conditions, the DOW will issue a final project certification prior to authorizing the loan agreement. A preconstruction and project management conference with the DOW must be held prior to commencement of construction. If you have any questions concerning this letter, please contact William Averell, Project Manager, at (502) 782-6882.

Sincerely,

E-Signed by Jory Becker 
 VERIFY authenticity with eSign Desktop


For:
Paul Miller, P.E.
Director, Division of Water

PM/JB: wa

c: Stephanie A. Laughlin, MSD
Jacob L. Mathis, Qk4, Inc.



EXECUTIVE SUMMARY		Reviewer	Alex Fisher	
KENTUCKY INFRASTRUCTURE AUTHORITY		Date	March 4, 2021	
FUND A, FEDERALLY ASSISTED WASTEWATER		KIA Loan Number	A21-022	
REVOLVING LOAN FUND		WRIS #	SX21111015	
BORROWER	LOUISVILLE & JEFFERSON COUNTY METROPOLITAN SEWER DISTRICT JEFFERSON COUNTY			
BRIEF DESCRIPTION				
<p>The Louisville and Jefferson County Metropolitan Sanitation District (MSD) is requesting a Fund A loan in the amount of \$8,270,000 for the Rosa Terrace, Sanders, Wathen and Sonne Pump Station project. This project will eliminate the Rosa Terrace and Sonne Avenue pump stations and replace the Wathen Lane and Sanders Lane pump stations. These are some of the most problematic pump stations in Jefferson County and all four are in low to moderate income areas. All of the pump stations are in the Dixie Highway area of Louisville adjacent to or just outside this significant commercial corridor.</p> <p>The Rosa Terrace pump station will be eliminated with nearly 1,500 linear feet of eight-inch gravity sewer. Construction will occur in a residential/commercial area and will involve a railroad crossing. Some of the proposed sewer will be relatively deep which may require some more specialized construction techniques such as stacked trench-boxes or shoring, larger excavation equipment, and/or trench-less installation methods (jack-and-bore, micro-tunneling, etc.). Overall, the average depth of the sewer is approximately 17-feet.</p> <p>Over 2,700 linear feet of eight-inch gravity sewer will be used to eliminate the Sonne Avenue Pump Station. In addition to having to cross a state road (Dixie Highway - 31W), portions of the sewer will be somewhat deep and in a residential area. Fortunately, there are numerous detour options and the impact to residents will be relatively minor.</p> <p>To eliminate the Wathen Lane pump station rehabilitation project consists of a full replacement of the existing pump station. The existing pump station will be replaced with a new, modern station and will utilize the existing 6" force main. As part of the layout of the proposed station, a dedicated entrance drive and concrete maintenance pad will be constructed to provide MSD staff with a safe and secure area to service the pump station in the future.</p> <p>The Sanders Lane pump station rehabilitation project consists of the replacement of approximately 450 linear feet of existing 4" force main from the existing pump station. The new force main will follow the same general alignment of the existing. In addition to the force main replacement, there will be additional site improvements to the area immediately adjacent to the existing pump station. A dedicated entrance drive and concrete maintenance pad will be constructed to provide MSD staff with a safe and secure area to service the pump station in the future. This new concrete pad will also house a new emergency backup generator and the upgraded electrical components.</p> <p>Currently MSD serves over 220,000 residential and over 21,000 commercial and industrial customers.</p>				
u				
LOAN ASSUMPTIONS		PROJECT BUDGET		
Fund A Loan	\$8,270,000	RD Fee %	Actual %	
		Administrative Expenses	\$50,000	
		Construction	\$7,393,000	
		Contingency	\$827,000	
TOTAL	\$8,270,000	TOTAL	\$8,270,000	
REPAYMENT	Rate	2.00%	Est. Annual Payment	
	Term	20 Years	\$520,276	
			1st Payment 6 Mo. after first draw	
PROFESSIONAL SERVICES	Engineer	Louisville & Jefferson County Metropolitan Sewer District		
	Bond Counsel	Rubin & Hays		
PROJECT SCHEDULE	Bid Opening	May-21		
	Construction Start	May-21		
	Construction Stop	Jun-22		
DEBT PER CUSTOMER	Existing	\$10,259		
	Proposed	\$10,005		
OTHER DEBT	See Attached			
RESIDENTIAL RATES		<u>Users</u>	<u>Avg. Bill</u>	
	Current (MSD)	243,512	\$51.45 (for 4,000 gallons)	
REGIONAL COORDINATION	This project is consistent with regional planning recommendations.			
CASHFLOW (in thousands)	Cash Flow Before Debt Service	Debt Service	Cash Flow After Debt Service	Coverage Ratio
Audited 2018	201,878	124,787	77,091	1.6
Audited 2019	209,361	128,227	81,134	1.6
Audited 2020	224,355	131,383	92,972	1.7
Projected 2021	234,453	141,047	93,406	1.7
Projected 2022	249,411	146,238	103,173	1.7
Projected 2023	265,625	151,247	114,378	1.8
Projected 2024	283,190	158,125	125,065	1.8
Projected 2025	302,209	158,862	143,347	1.9

Reviewer: Alex Fisher
Date: March 4, 2021
Loan Number: A21-022

**KENTUCKY INFRASTRUCTURE AUTHORITY
WASTEWATER REVOLVING LOAN FUND (FUND A)
LOUISVILLE AND JEFFERSON COUNTY
METROPOLITAN SEWER DISTRICT (MSD)
PROJECT REVIEW
SX21111015**

I. PROJECT DESCRIPTION

The Louisville and Jefferson County Metropolitan Sanitation District (MSD) is requesting a Fund A loan in the amount of \$8,270,000 for the Rosa Terrace, Sanders, Wathen and Sonne Pump Station project. This project will eliminate the Rosa Terrace and Sonne Avenue pump stations and replace the Wathen Lane and Sanders Lane pump stations. These are some of the most problematic pump stations in Jefferson County and all four are in low to moderate income areas. All of the pump stations are in the Dixie Highway area of Louisville adjacent to or just outside this significant commercial corridor.

The Rosa Terrace pump station will be eliminated with nearly 1,500 linear feet of eight-inch gravity sewer. Construction will occur in a residential/commercial area and will involve a railroad crossing. Some of the proposed sewer will be relatively deep which may require some more specialized construction techniques such as stacked trench-boxes or shoring, larger excavation equipment, and/or trench-less installation methods (jack-and-bore, micro-tunneling, etc.). Overall, the average depth of the sewer is approximately 17-feet.

Over 2,700 linear feet of eight-inch gravity sewer will be used to eliminate the Sonne Avenue Pump Station. In addition to having to cross a state road (Dixie Highway - 31W), portions of the sewer will be somewhat deep and in a residential area. Fortunately, there are numerous detour options and the impact to residents will be relatively minor.

To eliminate the Wathen Lane pump station rehabilitation project consists of a full replacement of the existing pump station. The existing pump station will be replaced with a new, modern station and will utilize the existing 6" force main. As part of the layout of the proposed station, a dedicated entrance drive and concrete maintenance pad will be constructed to provide MSD staff with a safe and secure area to service the pump station in the future.

The Sanders Lane pump station rehabilitation project consists of the replacement of approximately 450 linear feet of existing 4" force main from the existing pump station. The new force main will follow the same general alignment of the existing. In addition

to the force main replacement, there will be additional site improvements to the area immediately adjacent to the existing pump station. A dedicated entrance drive and concrete maintenance pad will be constructed to provide MSD staff with a safe and secure area to service the pump station in the future. This new concrete pad will also house a new emergency backup generator and the upgraded electrical components.

Currently MSD serves over 220,000 residential and over 21,000 commercial and industrial customers.

II. PROJECT BUDGET

	<u>Total</u>
Administrative Expenses	\$ 50,000
Construction	7,393,000
Contingency	827,000
Total	\$ 8,270,000

III. PROJECT FUNDING

	<u>Amount</u>	<u>%</u>
Fund A Loan	\$ 8,270,000	100%
Total	\$ 8,270,000	100%

IV. KIA DEBT SERVICE

Construction Loan	\$ 8,270,000
Less: Principal Forgiveness	\$ -
Amortized Loan Amount	\$ 8,270,000
Interest Rate	2.00%
Loan Term (Years)	20
Estimated Annual Debt Service	\$ 503,736
Administrative Fee (0.25%)	\$ 16,540
Total Estimated Annual Debt Service	\$ 520,276

V. PROJECT SCHEDULE

Bid Opening	May 2021
Construction Start	May 2021
Construction Stop	June 2022

VI. CUSTOMER COMPOSITION AND RATE STRUCTURE

A) Customers

Customers	Current
Residential	221,796
Commercial	21,331
Industrial	385
Total	243,512

B) Rates

MSD Rates	Current	Prior	Prior
Date of Last Rate Increase	08/01/20	08/01/19	8/1/2018
Minimum	\$17.68	\$16.84	\$15.75
Per 1,000 Gallons	4.83	4.60	4.30
Consent Decree Surcharge	14.45	13.76	12.87
Cost for 4,000 gallons	\$51.45	\$49.00	\$45.82
Increase %	5.0%	6.9%	
Affordability Index (Rate/MHI)	1.2%	1.2%	

VII. DEMOGRAPHICS

Based on current Census data from the American Community Survey 5-Year Estimate 2014-2018, the Utility’s county population was 746,580 and a service area of 208,501 with a Median Household Income (MHI) of \$51,104. The median household income for the Commonwealth is \$48,392. The project will qualify for a 2.00% interest rate based on the MHI. The total customer base is utilized for this project as the whole system bears the debt equally.

VIII. 2020 CAPITALIZATION GRANT EQUIVALENCIES

- 1) Green Project Reserve - This project does not qualify for Green Project Reserve (GPR) funding.
- 2) Additional Subsidization – This project does not qualify for additional subsidization.

IX. FINANCIAL ANALYSIS

Financial information was obtained from the audited financial statements for the years ended June 30, 2018 through June 30, 2020 from the combined wastewater and storm water funds. The non-cash impacts of GASB 68 – Accounting and Financial Reporting for Pensions and GASB 75 – Accounting and Financial Reporting for Other Postemployment Benefit have been removed from the operating expenses. Percentage references in the History section below are based on whole dollar amounts and not the rounded amounts presented.

HISTORY

Total revenues increased 14.3% from \$279 million in 2018 to \$319 million in 2020. The \$319 million includes \$6.9 million in wastewater revenues that are related to the OCEA acquisition. MSD's board can approve rate increases up to 7% without needed approval from Louisville Metro Council which they have done in 2018 and 2019 audited years and 5% in 2020 driving the annual increases in revenue. Wastewater service charges totaled \$237.8 million in 2020 while storm water service charges totaled \$75 million. Operating expenses increased 17.6% during the same time period from \$93.8 million to \$110.3 million. Expense increases were attributed mostly to increased operations and maintenance expenses in connection with the OCEA as well as various weather events (flooding) that occurred during the audited period observed. The debt coverage ratio for 2018-2020 was 1.62, 1.63, and 1.71 respectively (includes only net operating income).

The 1993 Sewer and Drainage System Revenue Bond Resolution requires MSD to provide available revenues sufficient to pay 110% of each year's aggregate net debt service on revenue bonds and 100% of operating expenses. Each year MSD's audit contains a Comparative Schedule of Debt Service Coverage which includes net operating income as well as other sources of revenue including investment income and current period payments of property owner assessments. When factoring in those additional revenue streams, MSD's debt coverage ratio from 2018-2020 was 1.6, 1.6, and 1.7 respectively. Moody's Investors Service affirmed an Aa3 rating for MSD on September 14, 2020 for outstanding senior revenue bonds with a stable outlook. S&P Rating Service affirmed an AA long term rating and stable outlook on September 11, 2020.

The 2020 balance sheet reflects a current ratio of 1.2, a debt to equity ratio of 3.6, 31.1 days sales in accounts receivable, and 10.9 months operating expenses in unrestricted cash.

PROJECTIONS

Projections are based on the following assumptions:

- 1) Revenues will increase 6.9% each forecasted year due to rate increases

- anticipated from MSD's Board.
- 2) Expenses will increase 4% for inflation and expected increases in general operational expenses for pending projects.
 - 3) The forecast includes debt service for both approved KIA loans for MSD including A19-015 and A19-028 (total of \$25,870,000).
 - 4) Debt service coverage is 1.7 and above during the projected FY 2021-2025.

Based on the pro forma assumptions, the utility shows adequate cash flow to repay the KIA Fund A loan.

REPLACEMENT RESERVE

MSD maintains Debt Reserve Accounts equal to the maximum annual debt service requirements on its senior lien obligations (currently \$151.1 million). No additional replacement reserves will be required for this loan.

X. DEBT OBLIGATIONS

<i>Amounts in thousands</i>	<u>Outstanding</u>	<u>Maturity</u>
<u>Senior Debt</u>		
2009C Series Revenue Bonds	180,000	2040
2010A Series Revenue Bonds	330,000	2043
2011A Series Revenue Bonds	246,225	2034
2013A Series Revenue Bonds	115,790	2036
2013B Series Revenue Bonds	112,575	2038
2013C Series Revenue Bonds	99,250	2044
2014A Series Revenue Bonds	79,750	2045
2015A Series Revenue Bonds	173,160	2046
2015B Series Revenue Bonds	71,515	2038
2016A Series Revenue Bonds	149,290	2047
2016B Series Revenue Bonds	23,915	2036
2016C Series Revenue Bonds	50,515	2023
2017A Series Revenue Bonds	161,895	2048
2017B Series Revenue Bonds	32,885	2025
2018A Series Revenue Bonds	60,380	2038
2019A Series Revenue Bonds	24,770	2023
2020A Series Revenue Bonds (225,000)		TBD
2020C Series Revenue Bonds (\$112,065)		TBD
<u>Senior Subordinate Debt</u>		
BAN Series 2019A	226,340	TBD
Commercial Paper Notes (2018A 1 & 2)	255,000	
Direct Purchase Note - Bank Note	100	2021
2020 BAN (\$226,340)		2021

Subordinate Debt

KIA Loan (A209-41 ARRA)	1,659	2033
KIA Loan (A19-015 i/a/o \$3,870)		TBD
KIA Loan (A19-028 i/a/o \$22,000)		TBD
KIA Loan (A98-04A, Crestwood)	454	2021
KIA Loan (A21-022 i/a/o \$8,270)		TBD
OCEA A10-04	1,974	2033
OCEA A10-05	715	2033
OCEA A10-06	81	2033
OCEA A10-07	1,821	2034
OCEA A11-15	465	2033
OCEA A12-29	5,520	2037
OCEA A17-028	2,013	TBD
OCEA A18-010	1,116	TBD
B10-01	500	2030
B10-04	500	2031
B15-006	87	2037
KY Rural Water Finance 2010D	285	2030
KY Rural Water Finance 2013E	545	2043
KY Rural Water Finance 2017A	755	2047
Bank Debt (Bullitt County)	111	2022
Total	\$ 2,411,845	

XI. CONTACTS

Legal Applicant	
Entity Name	Louisville & Jefferson County Metropolitan Sewer District
Authorized Official	Tony Parrott (Executive Director)
County	Jefferson
Email	tony.parrott@louisvillemtd.org
Phone	502-540-6533
Address	PO Box 740011 Louisville, KY 40201

Applicant Contact

Name	Stephanie Laughlin
Organization	Louisville & Jefferson County Metropolitan Sewer District
Email	stephanie.laughlin@louisvillemsd.org
Phone	(502) 540-6955
Address	700 W Liberty St Louisville, KY 40203

Project Administrator

Name	Jason Dempster
Organization	Louisville & Jefferson County Metropolitan Sewer District
Email	jason.dempster@louisvillemsd.org
Phone	(502) 540-6386
Address	700 W Liberty St Louisville, KY 40203

Consulting Engineer

PE Name	Jacob Mathis
Firm Name	Louisville & Jefferson County Metropolitan Sewer District
Email	jacob.mathis@louisvillemsd.org
Phone	(502) 540-6500
Address	700 W Liberty St Louisville, KY 40203

XII.RECOMMENDATIONS

KIA staff recommends approval of the loan with the standard conditions.

LOUISVILLE & JEFFERSON COUNTY METROPOLITAN SEWER DISTRICT
 FINANCIAL SUMMARY (JUNE YEAR END)

DOLLARS IN THOUSANDS

	Audited 2018	Audited 2019	Audited 2020	Projected 2021	Projected 2022	Projected 2023	Projected 2024	Projected 2025
Balance Sheet								
Assets								
Current Assets	139,927	169,448	154,200	169,448	177,552	190,990	205,597	222,231
Other Assets	3,164,908	3,278,999	3,491,878	3,465,238	3,469,820	3,463,283	3,466,363	3,485,897
Total	3,304,835	3,448,447	3,646,078	3,634,686	3,647,373	3,654,273	3,671,959	3,708,129
Liabilities & Equity								
Current Liabilities	125,320	113,705	130,032	140,968	144,641	150,093	149,362	152,885
Long Term Liabilities	2,470,841	2,564,190	2,719,316	2,663,188	2,626,182	2,563,619	2,502,987	2,440,032
Total Liabilities	2,596,161	2,677,895	2,849,348	2,804,156	2,770,823	2,713,712	2,652,349	2,592,917
Net Assets	708,674	770,552	796,730	830,530	876,549	940,560	1,019,610	1,115,211
Cash Flow								
Revenues	279,149	294,368	319,057	336,697	359,364	383,595	409,498	437,188
Operating Expenses	93,800	103,699	110,302	117,858	125,567	133,584	141,922	150,593
Other Income	16,529	18,692	15,600	15,614	15,614	15,614	15,614	15,614
Cash Flow Before Debt Service	201,878	209,361	224,355	234,453	249,411	265,625	283,190	302,209
Debt Service								
Existing Debt Service	124,787	128,227	131,383	141,047	145,718	150,727	157,605	158,342
Proposed KIA Loan A21-022	0	0	0	0	520	520	520	520
Total Debt Service	124,787	128,227	131,383	141,047	146,238	151,247	158,125	158,862
Cash Flow After Debt Service	77,091	81,134	92,972	93,406	103,173	114,378	125,065	143,347
Ratios								
Current Ratio	1.1	1.5	1.2	1.2	1.2	1.3	1.4	1.5
Debt to Equity	3.7	3.5	3.6	3.4	3.2	2.9	2.6	2.3
Days Sales in Accounts Receivable	34.4	34.6	31.1	30.3	30.3	30.3	30.2	30.2
Months Operating Expenses in Unrestricted Cash	6.4	5.1	10.9	4.5	5.2	5.9	6.6	7.4
Debt Coverage Ratio	1.6	1.6	1.7	1.7	1.7	1.8	1.8	1.9

**A
T
T
A
C
H
M
E
N
T**

I.B.4.

Page Left Blank
for 2 Sided Printing

A RESOLUTION AND ORDER OF THE BOARD OF DIRECTORS OF THE KENTUCKY INFRASTRUCTURE AUTHORITY AUTHORIZING ISSUANCE OF A CONDITIONAL COMMITMENT FOR A FEDERALLY ASSISTED CLEAN WATER REVOLVING FUND A LOAN (A21-031) FOR AN AMOUNT UP TO \$1,500,000 TO THE CITY OF FRANKFORT, FRANKLIN COUNTY, KENTUCKY

WHEREAS, the Kentucky Infrastructure Authority (the "Authority") has been duly created as a body corporate and politic constituting a public corporation and a governmental agency of the Commonwealth of Kentucky pursuant to Chapter 224A of the Kentucky Revised Statutes (the "Act"); and

WHEREAS, pursuant to the Act, the Authority is duly and legally authorized to make loans to Governmental Agencies for the purpose of providing funds for the construction and acquisition of sanitary sewer facilities, water facilities or other types of infrastructure, and in that regard, to enter into Assistance Agreements with such Governmental Agencies governing the provisions in respect of which such loans are to be made, the amounts thereof and the repayment provisions in respect thereto; and

WHEREAS, the Authority anticipates entering into an Assistance Agreement for a loan from the Authority's Federally Assisted Clean Water Revolving Loan Program (Fund A) with the City of Frankfort, subject to final determination of amount when the factors involving such financing have been determined; and

WHEREAS, the Authority will, in the near future, authorize and issue a series of Infrastructure Authority Revenue Bonds for the purpose of funding loans to various governmental agencies, such series of Bonds to be known as Kentucky Infrastructure Authority Revenue Bonds with the appropriate Series designation; and

WHEREAS, the Authority wishes to establish terms and conditions on said Fund A loans prior to the issuance of Authority Revenue Bonds and recognizes that additional planning and design of the financed projects are required.

NOW, THEREFORE, THE KENTUCKY INFRASTRUCTURE AUTHORITY, ACTING BY AND THROUGH ITS BOARD OF DIRECTORS AS ITS DULY AUTHORIZED AND EMPOWERED GOVERNING BODY, DOES HEREBY RESOLVE AND ORDER, AS FOLLOWS:

Section 1. All statements of fact set forth in the preambles to this Resolution and Order are incorporated herein by reference, the same as if set forth verbatim. All such statements of fact are hereby declared to be true and accurate in all material respects.

Section 2. The Authority hereby authorizes the issuance of a conditional Federally Assisted Clean Water Revolving Fund A loan for an amount up to \$1,500,000 of project expense including capitalized interest for the construction period, to the City of Frankfort for the Miami Trails Sanitary Sewer Project. Such amounts are subject to adjustment by

further action of the Authority or may be adjusted by action of the Executive Director at the time of the issuance of bonds based on adjustment in project costs of not more than ten percent (10%) of the loan amount authorized by this resolution. Upon satisfaction of all conditions of the commitment, execution of an assistance agreement for this loan is authorized.

Section 3. The loan shall be repayable over 20 years at an interest rate of 2.00%. In addition to debt service, a 0.2% annual administration fee on the unpaid loan balance will be charged. From annual revenues, \$3,800 must be set aside in a borrower held replacement reserve each December 1 until the balance reaches \$76,000 and maintained for the life of the loan. These terms are subject to adjustment upon execution of the loan agreement, upon changes in the project conditions or determination that the project will require authority financing to be done on a taxable basis.

Section 4. This Resolution and Order shall be in full force and effect from and after its adoption at a properly held meeting of the Kentucky Infrastructure Authority this 4th day of March 2021.

DENNIS KEENE, CHAIR
KENTUCKY INFRASTRUCTURE AUTHORITY

ATTEST:

MARGARET F. LINK, SECRETARY
KENTUCKY INFRASTRUCTURE AUTHORITY

REVIEWED BY:

MATTHEW STEPHENS, GENERAL COUNSEL
DEPARTMENT FOR LOCAL GOVERNMENT



ANDY BESHEAR
GOVERNOR

REBECCA W. GOODMAN
SECRETARY

ENERGY AND ENVIRONMENT CABINET
DEPARTMENT FOR ENVIRONMENTAL PROTECTION

ANTHONY R. HATTON
COMMISSIONER

300 SOWER BOULEVARD
FRANKFORT, KENTUCKY 40601

February 22, 2021

Sandy Williams, Deputy Executive Director
Kentucky Infrastructure Authority
100 Airport Road, 3rd Floor
Frankfort, Kentucky 40601

Re: A21-031
Frankfort WWTP--1393
Activity ID: FGL20210004

Dear Mrs. Williams:


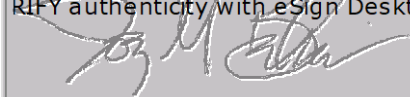
The Division of Water (DOW) hereby certifies that the City of Frankfort is eligible to receive \$1,500,000.00 from the Clean Water State Revolving Fund. The DOW certifies that the project scope is consistent with the scope that was used to rank the project on the Intended Use Plan-Project Priority List.

The City of Frankfort's status relative to the Clean Water State Revolving Fund General Conditions is provided below:

1. Project specific environmental information is expected to be submitted to DOW in March, 2021.
2. Plans and specifications are expected to be submitted to DOW in April, 2021.
3. Construction bids are expected to be opened in June, 2021.

Upon compliance with the general conditions, the DOW will issue a final project certification prior to authorizing the loan agreement. A preconstruction and project management conference with the DOW must be held prior to commencement of construction. If you have any questions concerning this letter, please contact Amber Vaughn, Project Manager, at (502) 782-7121.

Sincerely,

E-Signed by Jory Becker 
 VERIFY authenticity with eSign Deskt


For:
Paul Miller, P.E.
Director, Division of Water

X

PM/JB:av

c: Sarah Parsley, KIA
M. Layne Wilkerson, Mayor, City of Frankfort
Rebecca Hall, City of Frankfort
Kurt Zehnder, Hazen and Sawyer, P.S.C.



EXECUTIVE SUMMARY KENTUCKY INFRASTRUCTURE AUTHORITY FUND A, FEDERALLY ASSISTED WASTEWATER REVOLVING LOAN FUND		Reviewer	Sarah Parsley	
		Date	March 4, 2021	
		KIA Loan Number	A21-031	
		WRIS Number	SX21073009	
BORROWER	CITY OF FRANKFORT FRANKLIN COUNTY			
BRIEF DESCRIPTION				
This project involves the decommissioning and removal of the Miami Trails Pump Station (MTPS), which is an aging pump station at the end of its useful life. This station is in the Indian Hills Neighborhood. The flow from the existing MTPS will be conveyed to the existing Chinook Pump Station (CPS) by approximately 3,400 LF of new 12" gravity sewer. Currently the flow is pumped from MTPS to CPS, causing redundant pumping of flow, energy, and O&M cost. This project will reduce the life cycle costs of conveying the flow currently coming to MTPS. All homes within the new gravity sewer will be connected and new cleanouts will be installed.				
PROJECT FINANCING		PROJECT BUDGET		
Fund A Loan	\$1,500,000	RD Fee %	Actual %	
		Administrative Expenses		\$30,000
		Legal Expenses		10,000
		Land, Easements		10,000
		Planning		34,000
		Eng - Design / Const	8.7%	11.2%
		Eng - Insp	5.5%	8.5%
		Eng - Other		71,365
		Construction		1,011,021
		Contingency		112,336
TOTAL	\$1,500,000	TOTAL		\$1,500,000
REPAYMENT	Rate	2.00%	Est. Annual Payment	\$94,367
	Term	20 Years	1st Payment	6 Mo. after first draw
PROFESSIONAL SERVICES	Engineer	Hazen and Sawyer, PSC		
	Bond Counsel	Rubin & Hays		
PROJECT SCHEDULE	Bid Opening	Jun-21		
	Construction Start	Sep-21		
	Construction Stop	Jun-22		
DEBT PER CUSTOMER	Existing	\$2,700		
	Proposed	\$3,366		
OTHER DEBT	See Attached			
OTHER STATE-FUNDED PROJECTS LAST 5 YRS	See Attached			
RESIDENTIAL RATES		<u>Users</u>	<u>Avg. Bill</u>	
	Current	14,373	\$42.72	(for 4,000 gallons)
	Additional	0	\$42.72	(for 4,000 gallons)
REGIONAL COORDINATION	This project is consistent with regional planning recommendations.			
CASHFLOW	Cash Flow Before Debt Service	Debt Service	Cash Flow After Debt Service	Coverage Ratio
Audited 2018	7,827,703	3,420,582	4,407,121	2.3
Audited 2019	7,483,812	3,604,566	3,879,246	2.1
Audited 2020	7,390,577	3,824,405	3,566,172	1.9
Projected 2021	7,024,108	3,795,844	3,228,264	1.9
Projected 2022	6,893,961	3,808,038	3,085,923	1.8
Projected 2023	6,757,411	3,900,713	2,856,698	1.7
Projected 2024	6,622,006	3,894,649	2,727,357	1.7
Projected 2025	6,483,893	4,206,380	2,277,513	1.5

Reviewer: Sarah Parsley
 Date: March 4, 2021
 Loan Number: A21-031

**KENTUCKY INFRASTRUCTURE AUTHORITY
 WASTEWATER REVOLVING LOAN FUND (FUND A)
 CITY OF FRANKFORT, FRANKLIN COUNTY
 PROJECT REVIEW
 SX21073009**

I. PROJECT DESCRIPTION

The City of Frankfort is requesting a Fund A loan in the amount of \$1,500,000 for the Miami Trails Sanitary Sewer project. This project involves the decommissioning and removal of the Miami Trails Pump Station (MTPS), which is an aging pump station at the end of its useful life. This station is in the Indian Hills Neighborhood. The flow from the existing MTPS will be conveyed to the existing Chinook Pump Station (CPS) by approximately 3,400 LF of new 12" gravity sewer. Currently the flow is pumped from MPTs to CPS, causing redundant pumping of flow, energy, and O&M cost. This project will reduce the life cycle costs of conveying the flow currently coming to MTPS. All homes within the new gravity sewer will be connected and new cleanouts will be installed.

The City of Frankfort serves approximately 14,373 customers.

II. PROJECT BUDGET

	Total
Administrative Expenses	\$ 30,000
Legal Expenses	10,000
Land, Easements	10,000
Planning	34,000
Engineering Fees - Design	77,278
Engineering Fees - Construction	48,000
Engineering Fees - Inspection	96,000
Engineering Fees - Other	71,365
Construction	1,011,021
Contingency	112,336
Total	\$ 1,500,000

III. PROJECT FUNDING

	Amount	%
Fund A Loan	\$ 1,500,000	100%
Total	\$ 1,500,000	100%

IV. KIA DEBT SERVICE

Construction Loan	\$ 1,500,000
Less: Principal Forgiveness	0
Amortized Loan Amount	<u>\$ 1,500,000</u>
Interest Rate	2.00%
Loan Term (Years)	<u>20</u>
Estimated Annual Debt Service	\$ 91,367
Administrative Fee (0.20%)	<u>3,000</u>
Total Estimated Annual Debt Service	\$ 94,367

V. PROJECT SCHEDULE

Bid Opening	June 2021
Construction Start	September 2021
Construction Stop	June 2022

VI. CUSTOMER COMPOSITION AND RATE STRUCTURE

A) Customers

Customers	Current	Proposed	Total
Residential	12,177	0	12,177
Commercial	2,182	0	2,182
Industrial	14	0	14
Total	<u>14,373</u>	<u>0</u>	<u>14,373</u>

B) Rates

	Current	Prior
Date of Last Rate Increase	<u>07/01/18</u>	<u>01/01/18</u>
Minimum (2000 gallons)	\$21.36	\$21.04
Per 1000 gallons	\$10.68	\$10.52
Cost for 4,000 gallons	<u>\$42.72</u>	<u>\$42.08</u>
Increase %	1.5%	
Affordability Index (Rate/MHI)	1.0%	

VII. DEMOGRAPHICS

Based on current Census data from the American Community Survey 5-Year Estimate 2014-2018, the Utility's service area population was 34,505 with a Median Household Income (MHI) of \$51,030. The median household income for the Commonwealth is \$48,392. The project will qualify for a 2.0% interest rate.

VIII. 2020 CAPITALIZATION GRANT EQUIVALENCIES

- 1) Green Project Reserve - This project does not qualify for Green Project Reserve.
- 2) Additional Subsidization – This project does not qualify for additional subsidization.

IX. FINANCIAL ANALYSIS

Financial information was obtained from the audited financial statements for the years ended June 30, 2018 through June 30, 2020. Percentage references in the History section below are based on whole dollar amounts and not the rounded amounts presented.

HISTORY

Operating revenues decreased 5.3% from \$14 million in 2018 to \$13.3 million in 2020 while operating expenses increased 0.5% from \$6.35 million to \$6.38 million during the same period. The debt coverage ratios from 2018 to 2020 were 2.3, 2.1, and 1.9, respectively.

The balance sheet reflects a current ratio of 6.6, a debt to equity ratio of 0.5, 6.0 days of sales in accounts receivable, and 21.8 months of operating expenses in unrestricted cash.

PROJECTIONS

Projections are based on the following assumptions:

- 1) Sewer revenues will remain steady.
- 2) Expenses will increase 2% annually for inflation.
- 3) Debt service coverage is 1.7 in 2023 when principal and interest repayments begin.
- 4) Debt service coverage includes KIA proposed loan A21-018 for \$19,725,000.

Based on the pro forma assumptions, the utility shows adequate cash flow to repay the KIA Fund A loan.

REPLACEMENT RESERVE

The replacement reserve will be 5% (\$76,000 total) of the final amount borrowed (prior to principal forgiveness, if any) to be funded annually (\$3,800 yearly) each December 1 for 20 years and maintained for the life of the loan.

X. DEBT OBLIGATIONS

	<u>Outstanding</u>	<u>Maturity</u>
2007 Revenue Bonds	\$ 3,230,000	2024
2010 Revenue Bonds	6,340,000	2026
2013 Revenue Bonds	8,225,000	2039
KIA Loans Payable	21,083,208	Various
Total	\$38,878,208	

XI. CONTACTS

Legal Applicant	
Entity Name	City of Frankfort
Authorized Official	Layne Wilkerson (Mayor)
County	Franklin
Email	cmaxwell@frankfort.ky.gov
Phone	(502) 875-8500
Address	315 W Second St, PO Box 697 Frankfort, KY 40602

Applicant Contact	
Name	Kenny Hogsten
Organization	City of Frankfort Sewer Department
Email	khogsten@frankfort.ky.gov
Phone	(502) 587-5244
Address	PO Box 697 Frankfort, KY 40602

Project Administrator

Name	Rebecca Hall
Organization	City of Frankfort
Email	rhall@frankfort.ky.gov
Phone	(502) 875-8500
Address	315 W 2nd St, PO Box 697 Frankfort, KY 40602

Consulting Engineer

PE Name	Kurt Zehnder
Firm Name	Hazen and Sawyer, PSC
Email	kzehnder@hazenandsawyer.com
Phone	(859) 219-1126
Address	Ste 520, 230 Lexington Green Cir Lexington, KY 40503

XII. RECOMMENDATIONS

KIA staff recommends approval of the loan with the standard conditions.

**CITY OF FRANKFORT
FINANCIAL SUMMARY (JUNE YEAR END)**

	<u>Audited 2018</u>	<u>Audited 2019</u>	<u>Audited 2020</u>	<u>Projected 2021</u>	<u>Projected 2022</u>	<u>Projected 2023</u>	<u>Projected 2024</u>	<u>Projected 2025</u>
Balance Sheet								
Assets								
Current Assets	24,683,964	24,933,613	24,438,683	27,666,958	30,752,881	33,609,579	36,336,936	38,614,449
Other Assets	83,825,333	88,503,047	91,442,597	88,624,051	87,268,005	84,411,959	110,537,788	106,938,617
Total	108,509,297	113,436,660	115,881,280	116,291,009	118,020,886	118,021,538	146,874,724	145,553,066
Liabilities & Equity								
Current Liabilities	2,501,463	3,061,137	3,695,479	3,725,868	3,841,838	3,958,377	4,075,491	2,842,591
Long Term Liabilities	36,653,105	37,700,898	36,427,916	33,586,089	32,144,392	29,102,556	45,685,306	43,793,056
Total Liabilities	39,154,568	40,762,035	40,123,395	37,311,957	35,986,230	33,060,933	49,760,797	46,635,647
Net Assets	69,354,729	72,674,625	75,757,885	78,979,052	82,034,656	84,960,605	97,113,927	98,917,419
Cash Flow								
Revenues	14,006,274	13,624,489	13,259,315	13,259,315	13,259,315	13,259,315	13,259,315	13,259,315
Operating Expenses	6,347,381	6,500,812	6,379,747	6,595,342	6,725,489	6,862,039	6,997,444	7,135,557
Other Income	168,810	360,135	511,009	360,135	360,135	360,135	360,135	360,135
Cash Flow Before Debt Service	7,827,703	7,483,812	7,390,577	7,024,108	6,893,961	6,757,411	6,622,006	6,483,893
Debt Service								
Existing Debt Service	3,420,582	3,604,566	3,824,405	3,795,844	3,808,038	3,806,346	3,800,282	4,112,013
Proposed KIA Loan	0	0	0	0	0	94,367	94,367	94,367
Proposed KIA Loan A21-018	0	0	0	0	0	0	0	1,179,366
Total Debt Service	3,420,582	3,604,566	3,824,405	3,795,844	3,808,038	3,900,713	3,894,649	4,206,380
Cash Flow After Debt Service	4,407,121	3,879,246	3,566,172	3,228,264	3,085,923	2,856,698	2,727,357	2,277,513
Ratios								
Current Ratio	9.9	8.1	6.6	7.4	8.0	8.5	8.9	13.6
Debt to Equity	0.6	0.6	0.5	0.5	0.4	0.4	0.5	0.5
Days Sales in Accounts Receivable	0.1	4.1	6.0	6.0	6.0	6.0	6.0	6.0
Months Operating Expenses in Unrestricted Cash	24.5	29.3	21.8	27.3	32.4	36.8	40.8	43.9
Debt Coverage Ratio	2.3	2.1	1.9	1.9	1.8	1.7	1.7	1.5

**A
T
T
A
C
H
M
E
N
T**

I.B.5.

Page Left Blank
for 2 Sided Printing

A RESOLUTION AND ORDER OF THE BOARD OF DIRECTORS OF THE KENTUCKY INFRASTRUCTURE AUTHORITY AUTHORIZING ISSUANCE OF A CONDITIONAL COMMITMENT FOR A FEDERALLY ASSISTED DRINKING WATER REVOLVING FUND LOAN (F21-013) FOR AN AMOUNT UP TO \$2,491,916 TO THE MCKINNEY WATER DISTRICT, LINCOLN COUNTY, KENTUCKY

WHEREAS, the Kentucky Infrastructure Authority (the "Authority") has been duly created as a body corporate and politic constituting a public corporation and a governmental agency of the Commonwealth of Kentucky pursuant to Chapter 224A of the Kentucky Revised Statutes (the "Act"); and

WHEREAS, pursuant to the Act, the Authority is duly and legally authorized to make loans to Governmental Agencies for the purpose of providing funds for the construction and acquisition of sanitary sewer facilities, water facilities or other types of infrastructure, and in that regard, to enter into Assistance Agreements with such Governmental Agencies governing the provisions in respect of which such loans are to be made, the amounts thereof and the repayment provisions in respect thereto; and

WHEREAS, the Authority anticipates entering into an Assistance Agreement for a loan from the Authority's Federally Assisted Drinking Water Revolving Loan Program (Fund F) with the McKinney Water District, subject to final determination of amount when the factors involving such financing have been determined; and

WHEREAS, the Authority will, in the near future, authorize and issue a series of Infrastructure Authority Revenue Bonds for the purpose of funding loans to various governmental agencies, such series of Bonds to be known as Kentucky Infrastructure Authority Revenue Bonds with the appropriate Series designation; and

WHEREAS, the Authority wishes to establish terms and conditions on said Fund F loans prior to the issuance of Authority Revenue Bonds and recognizes that additional planning and design of the financed projects are required.

NOW, THEREFORE, THE KENTUCKY INFRASTRUCTURE AUTHORITY, ACTING BY AND THROUGH ITS BOARD OF DIRECTORS AS ITS DULY AUTHORIZED AND EMPOWERED GOVERNING BODY, DOES HEREBY RESOLVE AND ORDER, AS FOLLOWS:

Section 1. All statements of fact set forth in the preambles to this Resolution and Order are incorporated herein by reference, the same as if set forth verbatim. All such statements of fact are hereby declared to be true and accurate in all material respects.

Section 2. The Authority hereby authorizes the issuance of a conditional Federally Assisted Drinking Water Revolving Fund loan for an amount up to \$2,491,916 of project expense including capitalized interest for the construction period, to the McKinney Water District for the Phase 2 Water Improvements project. Such amounts are subject to

adjustment by further action of the Authority or may be adjusted by action of the Executive Director at the time of the issuance of bonds based on adjustment in project costs of not more than (10%) ten percent of the loan amount authorized by this resolution. Upon satisfaction of all conditions of the commitment, execution of an assistance agreement for this loan is authorized.

Section 3. The loan shall be repayable over 25 years at an interest rate of 1.0%. In addition to debt service, a 0.25% annual administration fee on the unpaid loan balance will be charged. From annual revenues, \$6,200 must be set aside in a borrower held replacement reserve each December 1 until the balance reaches \$124,000 and maintained for the life of the loan. These terms are subject to adjustment upon execution of the loan agreement, upon changes in the project conditions or determination that the project will require authority financing to be done on a taxable basis.

Section 4. This Resolution and Order shall be in full force and effect from and after its adoption at a properly held meeting of the Kentucky Infrastructure Authority this 4th day of March, 2021.

DENNIS KEENE, CHAIR
KENTUCKY INFRASTRUCTURE AUTHORITY

ATTEST:

MARGARET F. LINK, SECRETARY
KENTUCKY INFRASTRUCTURE AUTHORITY

REVIEWED BY:

MATTHEW STEPHENS, GENERAL COUNSEL
DEPARTMENT FOR LOCAL GOVERNMENT



ANDY BESHEAR
GOVERNOR

REBECCA W. GOODMAN
SECRETARY

ENERGY AND ENVIRONMENT CABINET
DEPARTMENT FOR ENVIRONMENTAL PROTECTION

ANTHONY R. HATTON
COMMISSIONER

300 SOWER BOULEVARD
FRANKFORT, KENTUCKY 40601

February 24, 2021

Sandy Williams, Deputy Executive Director
Kentucky Infrastructure Authority
100 Airport Road, 3rd Floor
Frankfort, Kentucky 40601

Re: F21-013 - McKinney Water District
McKinney Water District--33991
Activity ID: FGL20210011

Dear Mrs. Williams:

The Division of Water (DOW) hereby certifies that the McKinney Water District is eligible to receive \$2,491,916 from the Drinking Water State Revolving Fund. The DOW certifies that the project scope is consistent with the scope that was used to rank the project on the FY 2021 Intended Use Plan-Project Priority List.

The McKinney Water District's status relative to the Drinking Water State Revolving Fund General Conditions is provided below:

1. Project specific environmental information is expected to be submitted to DOW in May 2021.
2. Plans and specifications are expected to be submitted to DOW in May 2021.
3. Construction bids are expected to be opened in July 2021.

Upon compliance with the general conditions, the DOW will issue a final project certification prior to authorizing the loan agreement. A preconstruction and project management conference with the DOW must be held prior to commencement of construction. If you have any questions concerning this letter, please contact William Averell, Project Manager, at (502) 782-6882.

Sincerely,

E-Signed by Jory Becker
 VERIFY authenticity with eSign Desktop

For:
Paul Miller, P.E.
Director, Division of Water

PM/JB: wa

c: Matt Rankin, Chairman, McKinney Water District
Luther Galloway, P. E., Age Engineering Services
Karyn Leverenz, Bluegrass ADD



EXECUTIVE SUMMARY		Reviewer	Sarah Parsley	
KENTUCKY INFRASTRUCTURE AUTHORITY		Date	March 4, 2021	
FUND F, FEDERALLY ASSISTED DRINKING WATER		KIA Loan Number	F21-014	
REVOLVING LOAN FUND		WRIS Number	WX21137017 WX21137052	
BORROWER	MCKINNEY WATER DISTRICT LINCOLN COUNTY			
BRIEF DESCRIPTION This project combines two projects, WX21137017 and WX21137052. McKinney Water District is under an Agreed Order by the DOW for disinfection byproduct limits and the City of Stanford is having trouble providing water to the McKinney Water District. This project considers the construction of a new water tank and replacing and enlarging at least a portion of the main asbestos cement water supply line. Replacing the asbestos line will eliminate the biofilm layer built up by fiber inside the lines. The system currently has two 100,000 gal standpipes that are over 50 years old. Only a portion of the water is usable in the tanks due to pressure problems in the system. This project will allow McKinney Water District to connect to the City of Danville system.				
PROJECT FINANCING		PROJECT BUDGET		
Fund F Loan	\$2,491,916	RD Fee %	Actual %	
ARC	500,000			
	-			
TOTAL	\$2,991,916	TOTAL		\$2,991,916
REPAYMENT	Rate	1.00%	Est. Annual Payment	\$144,010
	Term	20 Years	1st Payment	6 Mo. after first draw
PROFESSIONAL SERVICES	Engineer	AGE Engineering Services		
	Bond Counsel	Rubin & Hays		
PROJECT SCHEDULE	Bid Opening	Jun-21		
	Construction Start	Sep-21		
	Construction Stop	Jun-22		
DEBT PER CUSTOMER	Existing	\$458		
	Proposed	\$1,758		
OTHER DEBT	See Attached			
OTHER STATE-FUNDED PROJECTS LAST 5 YRS	See Attached			
RESIDENTIAL RATES		Users	Avg. Bill	
	Current	1,823	\$39.68 (for 4,000 gallons)	
	Additional	0	\$39.68 (for 4,000 gallons)	
REGIONAL COORDINATION	This project is consistent with regional planning recommendations.			
CASHFLOW	Cash Flow Before Debt Service	Debt Service	Cash Flow After Debt Service	Coverage Ratio
Audited 2017	138,875	36,076	102,799	3.8
Audited 2018	112,294	34,524	77,770	3.3
Audited 2019	99,834	33,056	66,778	3.0
Projected 2020	82,668	67,570	15,098	1.2
Projected 2021	65,159	68,029	(2,870)	1.0
Projected 2022	93,979	106,110	(12,131)	0.9
Projected 2023	272,340	248,930	23,410	1.1
Projected 2024	277,097	250,526	26,571	1.1

Reviewer: Sarah Parsley
Date: March 4, 2021
Loan Number: F21-013

**KENTUCKY INFRASTRUCTURE AUTHORITY
DRINKING WATER STATE REVOLVING FUND (FUND F)
MCKINNEY WATER DISTRICT, LINCOLN COUNTY
PROJECT REVIEW
WX21137017/WX21137052**

I. PROJECT DESCRIPTION

This project combines two projects, WX21137017 and WX21137052. McKinney Water District is under an Agreed Order by the DOW for disinfection byproduct limits and the City of Stanford is having trouble providing water to the McKinney Water District. This project considers the construction of a new water tank and replacing and enlarging at least a portion of the main asbestos cement water supply line. Replacing the asbestos line will eliminate the biofilm layer built up by fiber inside the lines. The system currently has two 100,000 gal standpipes that are over 50 years old. Only a portion of the water is usable in the tanks due to pressure problems in the system. This project will allow McKinney Water District to connect to the City of Danville system.

The McKinney Water District serves 4,274 customers and is regulated by the PSC.

II. PROJECT BUDGET

	<u>Total</u>
Administrative Expenses	\$ 30,000
Legal Expenses	25,000
Land, Easements	20,000
Planning	5,000
Engineering Fees - Design	161,649
Engineering Fees - Inspection	97,200
Engineering Fees - Other	40,000
Construction	2,420,970
Contingency	192,097
Total	\$ 2,991,916

III. PROJECT FUNDING

	<u>Amount</u>	<u>%</u>
Fund F Loan	\$ 2,491,916	83%
ARC	500,000	17%
Total	\$ 2,991,916	100%

IV. KIA DEBT SERVICE

Construction Loan	\$ 2,491,916
Less: Principal Forgiveness	0
Amortized Loan Amount	\$ 2,491,916
Interest Rate	1.00%
Loan Term (Years)	20
Estimated Annual Debt Service	\$ 137,781
Administrative Fee (0.25%)	6,230
Total Estimated Annual Debt Service	\$ 144,010

V. PROJECT SCHEDULE

Bid Opening	June 1, 2021
Construction Start	September 1, 2021
Construction Stop	June 1, 2022

VI. CUSTOMER COMPOSITION AND RATE STRUCTURE

A) Customers

Customers	Current	Proposed	Total
Residential	1,799	0	1,799
Commercial	24	0	24
Industrial	0	0	0
Total	1,823	0	1,823

B) Rates

	Current	Prior
Date of Last Rate Increase	08/15/17	09/14/13
Minimum (First 1000 Gallons)	\$14.42	\$13.02
Next 2,000 Gallons (per 1000)	8.89	7.81
Next 7,000 Gallons (per 1000)	7.48	6.48
Cost for 4,000 gallons	\$39.68	\$35.12
Increase %	13.0%	
Affordability Index (Rate/MHI)	1.2%	

VII. 2020 CAPITALIZATION GRANT EQUIVALENCIES

- 1) Green Project Reserve - The Drinking Water capitalization grant does not contain a “green” requirement.
- 2) Additional Subsidization – This project does not qualify for additional subsidization.

VIII. FINANCIAL ANALYSIS

Financial information was obtained from the audited financial statements for the years ended June 30, 2017 through June 30, 2019. Percentage references in the History section below are based on whole dollar amounts and not the rounded amounts presented.

HISTORY

Revenues increased 8.3% from \$882,791 in 2017 to \$955,712 in 2019 due to a rate increase. Operating expenses increased 15.3% from \$744,395 in 2017 to \$858,290 in 2019.

The 2019 balance sheet reflects a current ratio of 5.1, a debt to equity ratio of 0.7, 29.7 days sales in accounts receivable, and 3.8 months operating expense in unrestricted cash.

PROJECTIONS

Projections are based on the following assumptions:

- 1) Water revenues will increase by approximately 22% by 2023 and then approximately 2% thereafter due to a rate increase.
- 2) Water purchasing expenses will decrease approximately \$47,000 once McKinney Water District connects to Danville in 2022.
- 3) Expenses will increase 2% for inflation.
- 4) Debt service coverage is 1.1 in 2023 when principal and interest repayments begin.

Based on the pro forma assumptions, the utility shows adequate cash flow to repay the KIA Fund A loan.

REPLACEMENT RESERVE

The replacement reserve will be 5% (\$124,000 total) of the final amount borrowed (prior to principal forgiveness, if any) to be funded annually (\$6,200 yearly) each December 1 for 20 years and maintained for the life of the loan.

IX. DEBT OBLIGATIONS

	<u>Outstanding</u>	<u>Maturity</u>
RD 1992 Bonds	\$ 299,000	2032
RD 1999 Bonds	90,700	2038
RD 1999 Bonds	62,800	2038
RD 2000 Bonds	382,500	2040
Phase 1A Danville Financed	648,856	2052
Total	\$ 1,483,856	

X. CONTACTS

Legal Applicant	
Entity Name	McKinney Water District
Authorized Official	Matt Rankin (Chairman)
County	Lincoln
Email	assn72dist65@newwavecomm.net
Phone	(606) 346-2220
Address	PO Box 7 McKinney, KY 40448

Applicant Contact	
Name	Leslie Gooch
Organization	McKinney Water District
Email	assn72dist65@newwavecomm.net
Phone	(606) 346-2220
Address	PO Box 7 McKinney, KY 40448

Project Administrator	
Name	Karyn Leverenz
Organization	Bluegrass Area Development District
Email	kleverenz@bgadd.org
Phone	(859) 269-8021
Address	699 Perimeter Dr Lexington, KY 40517

Consulting Engineer

PE Name	Luther Galloway
Firm Name	AGE Engineering Services
Email	lgalloway@ageengineering.com
Phone	(606) 365-8362
Address	165 Foster Lane Stanford, KY 40484

XI. RECOMMENDATIONS

KIA staff recommends approval of the loan with the standard conditions and the following special conditions:

- 1) The District will need to apply to the Public Service Commission (PSC), pursuant to KRS 278.300, for debt authorization for the \$2,491,916 loan. This debt authorization application should include a forecast for meeting debt service projected through no less than 2025.
- 2) By March 31, 2021, the District will need a resolution from the McKinney Water District Board, demonstrating their intentions to increase revenues as necessary and authorized by the PSC to meet the loan requirements over the life of the loan. KIA Staff review indicates that revenues would need to be increase by \$202,000, which equates approximately to rates increased by 22% in 2022, to meet expenses and debt service in the first full year of debt service in 2023.
- 3) Prior to the assistance agreement being executed, the District must receive a Certificate of Public Convenience and Necessity, pursuant to KRS 278.020, from the PSC for any portion of the project that may require it, or provide an opinion from legal counsel or the staff of the PSC, or a declaratory order from the PSC, that a CPCN is not required for any portion of the assets to be constructed as part of the loan agreement.

**MCKINNEY WATER DISTRICT
FINANCIAL SUMMARY (DECEMBER YEAR END)**

	<u>Audited 2017</u>	<u>Audited 2018</u>	<u>Audited 2019</u>	<u>Projected 2020</u>	<u>Projected 2021</u>	<u>Projected 2022</u>	<u>Projected 2023</u>	<u>Projected 2024</u>
Balance Sheet								
Assets								
Current Assets	421,875	417,769	443,406	458,549	455,679	443,548	483,359	511,730
Other Assets	2,119,408	2,093,751	2,024,525	1,931,646	1,838,767	4,663,006	4,495,329	4,327,652
Total	2,541,283	2,511,520	2,467,931	2,390,195	2,294,446	5,106,554	4,978,688	4,839,382
Liabilities & Equity								
Current Liabilities	62,404	73,085	87,752	90,586	104,473	106,351	111,048	115,667
Long Term Liabilities	957,742	927,439	896,677	859,577	809,590	3,250,641	3,196,079	3,137,998
Total Liabilities	1,020,146	1,000,524	984,429	950,163	914,063	3,356,992	3,307,127	3,253,665
Net Assets	1,521,137	1,510,996	1,483,502	1,440,032	1,380,383	1,749,562	1,671,560	1,585,717
Cash Flow								
Revenues	882,791	908,260	955,712	955,712	955,712	955,712	1,157,556	1,179,942
Operating Expenses	744,395	796,938	858,290	875,456	892,965	864,145	887,628	905,257
Other Income	479	972	2,412	2,412	2,412	2,412	2,412	2,412
Cash Flow Before Debt Service	138,875	112,294	99,834	82,668	65,159	93,979	272,340	277,097
Debt Service								
Existing Debt Service	36,076	34,524	33,056	67,570	68,029	106,110	104,920	106,516
Proposed KIA Loan	0	0	0	0	0	0	144,010	144,010
Total Debt Service	36,076	34,524	33,056	67,570	68,029	106,110	248,930	250,526
Cash Flow After Debt Service	102,799	77,770	66,778	15,098	(2,870)	(12,131)	23,410	26,571
Ratios								
Current Ratio	6.8	5.7	5.1	5.1	4.4	4.2	4.4	4.4
Debt to Equity	0.7	0.7	0.7	0.7	0.7	1.9	2.0	2.1
Days Sales in Accounts Receivable	27.9	24.8	29.7	29.7	29.7	29.7	29.7	29.7
Months Operating Expenses in Unrestricted Cash	3.9	3.7	3.6	3.8	3.7	3.6	3.9	4.1
Debt Coverage Ratio	3.8	3.3	3.0	1.2	1.0	0.9	1.1	1.1

**A
T
T
A
C
H
M
E
N
T**

I.B.6.

Page Left Blank
for 2 Sided Printing

A RESOLUTION AND ORDER OF THE BOARD OF DIRECTORS OF THE KENTUCKY INFRASTRUCTURE AUTHORITY AUTHORIZING ISSUANCE OF A CONDITIONAL COMMITMENT FOR A FEDERALLY ASSISTED DRINKING WATER REVOLVING FUND LOAN (F21-026) FOR AN AMOUNT UP TO \$696,500 TO THE CITY OF SCOTTSVILLE, ALLEN COUNTY, KENTUCKY

WHEREAS, the Kentucky Infrastructure Authority (the "Authority") has been duly created as a body corporate and politic constituting a public corporation and a governmental agency of the Commonwealth of Kentucky pursuant to Chapter 224A of the Kentucky Revised Statutes (the "Act"); and

WHEREAS, pursuant to the Act, the Authority is duly and legally authorized to make loans to Governmental Agencies for the purpose of providing funds for the construction and acquisition of sanitary sewer facilities, water facilities or other types of infrastructure, and in that regard, to enter into Assistance Agreements with such Governmental Agencies governing the provisions in respect of which such loans are to be made, the amounts thereof and the repayment provisions in respect thereto; and

WHEREAS, the Authority anticipates entering into an Assistance Agreement for a loan from the Authority's Federally Assisted Drinking Water Revolving Loan Program (Fund F) with the City of Scottsville, subject to final determination of amount when the factors involving such financing have been determined; and

WHEREAS, the Authority will, in the near future, authorize and issue a series of Infrastructure Authority Revenue Bonds for the purpose of funding loans to various governmental agencies, such series of Bonds to be known as Kentucky Infrastructure Authority Revenue Bonds with the appropriate Series designation; and

WHEREAS, the Authority wishes to establish terms and conditions on said Fund F loans prior to the issuance of Authority Revenue Bonds and recognizes that additional planning and design of the financed projects are required.

NOW, THEREFORE, THE KENTUCKY INFRASTRUCTURE AUTHORITY, ACTING BY AND THROUGH ITS BOARD OF DIRECTORS AS ITS DULY AUTHORIZED AND EMPOWERED GOVERNING BODY, DOES HEREBY RESOLVE AND ORDER, AS FOLLOWS:

Section 1. All statements of fact set forth in the preambles to this Resolution and Order are incorporated herein by reference, the same as if set forth verbatim. All such statements of fact are hereby declared to be true and accurate in all material respects.

Section 2. The Authority hereby authorizes the issuance of a conditional Federally Assisted Drinking Water Revolving Fund loan for an amount up to \$696,500 of project expense including capitalized interest for the construction period, to the City of Scottsville for the AMR and Smart Water Meter Replacement project. Such amounts are subject to

adjustment by further action of the Authority or may be adjusted by action of the Executive Director at the time of the issuance of bonds based on adjustment in project costs of not more than (10%) ten percent of the loan amount authorized by this resolution. Upon satisfaction of all conditions of the commitment, execution of an assistance agreement for this loan is authorized.

Section 3. Principal forgiveness of 50% of the assistance amount, not to exceed \$348,250 will be credited to the loan balance upon release of liens on all contracts and disbursement of the final draw request by KIA to the borrower. The unforgiven principal balance of \$348,250 shall be repaid.

Section 4. The unforgiven principal shall be repayable over 20 years at an interest rate of 0.25%. In addition to debt service, a 0.25% annual administration fee on the unpaid, unforgiven principal balance will be charged. From annual revenues, \$1,700 must be set aside in a borrower held replacement reserve each December 1 until the balance reaches \$34,000 and maintained for the life of the loan. These terms are subject to adjustment upon execution of the loan agreement, upon changes in the project conditions or determination that the project will require authority financing to be done on a taxable basis.

Section 5. This Resolution and Order shall be in full force and effect from and after its adoption at a properly held meeting of the Kentucky Infrastructure Authority this 4th day of March, 2021.

DENNIS KEENE, CHAIR
KENTUCKY INFRASTRUCTURE AUTHORITY

ATTEST:

MARGARET F. LINK, SECRETARY
KENTUCKY INFRASTRUCTURE AUTHORITY

REVIEWED BY:

MATTHEW STEPHENS, GENERAL COUNSEL
DEPARTMENT FOR LOCAL GOVERNMENT



ANDY BESHEAR
GOVERNOR

REBECCA W. GOODMAN
SECRETARY

ENERGY AND ENVIRONMENT CABINET
DEPARTMENT FOR ENVIRONMENTAL PROTECTION

ANTHONY R. HATTON
COMMISSIONER

300 SOWER BOULEVARD
FRANKFORT, KENTUCKY 40601

February 22, 2021

Sandy Williams, Deputy Executive Director
Kentucky Infrastructure Authority
100 Airport Road, 3rd Floor
Frankfort, Kentucky 40601

Re: F21-026
Scottsville Water Dept--24
Project Name: AMR and Smart Meter Water Meter
Replacement
Activity ID: FGL20210003

Dear Mrs. Williams:

The Division of Water (DOW) hereby certifies that the City of Scottsville is eligible to receive \$696,500.00 from the Drinking Water State Revolving Fund. The DOW certifies that the project scope is consistent with the scope that was used to rank the project on the Intended Use Plan-Project Priority List.

The City of Scottsville's status relative to the Drinking Water State Revolving Fund General Conditions is provided below:

1. Project specific environmental information is expected to be submitted to DOW in July 1, 2021.
2. Plans and specifications are expected to be submitted to DOW in July 1, 2021.
3. Construction bids are expected to be opened in September 1, 2021.

Upon compliance with the general conditions, the DOW will issue a final project certification prior to authorizing the loan agreement. A preconstruction and project management conference with the DOW must be held prior to commencement of construction. If you have any questions concerning this letter, please contact Joel Murphy, Project Manager, at (502) 782-7024.

Sincerely,

For:
Paul Miller, P.E.
Director, Division of Water

PM/JB:jjm

c: Mayor David Burch, City of Scottsville
Adalyn D Haney, GRW Engineers
Jacob Barker, Barren River ADD



EXECUTIVE SUMMARY		Reviewer	Alex Fisher	
KENTUCKY INFRASTRUCTURE AUTHORITY		Date	March 4, 2021	
FUND F, FEDERALLY ASSISTED DRINKING WATER		KIA Loan Number	F21-026	
REVOLVING LOAN FUND		WRIS Number	WX21003023	
BORROWER	CITY OF SCOTTSVILLE ALLEN COUNTY			
BRIEF DESCRIPTION				
The City of Scottsville ("City") is requesting a Fund F loan in the amount of \$696,500 for the AMR and Smart Water Meter Replacement project.				
This project is to replace all existing traditional water meters (approx. 2,400 meters) with new, more accurate AMR or AMI/smart meter radio-read type water meters to help reduce non-revenue water. Additionally, labor efficiencies will be enhanced with the installation of electronic endpoints at each meter location. This will provide a safer manner for meter reading and more timely collection of customer usage. Also, the project will include the assessment and mitigation of potential water quality issues throughout the distribution system with the installation of check valves and backflow prevention devices on susceptible customer connections.				
Currently the City of Scottsville serves 2,074 residential and over 300 industrial and commercial customers.				
PROJECT FINANCING		PROJECT BUDGET		
Fund F Loan	696,500	RD Fee %	Actual %	
		Eng - Design / Const	20,000	
		Equipment	615,000	
		Contingency	61,500	
TOTAL	<u>\$696,500</u>	TOTAL	<u>\$696,500</u>	
REPAYMENT	Rate	0.25%	Est. Annual Payment	\$18,733
	Term	20 Years	1st Payment	6 Mo. after first draw
PROFESSIONAL SERVICES	Engineer	GRW Engineers Inc		
	Bond Counsel	Rubin & Hays		
PROJECT SCHEDULE	Bid Opening	May-21		
	Construction Start	Jul-21		
	Construction Stop	Mar-22		
DEBT PER CUSTOMER	Existing	\$1,065		
	Proposed	\$2,685		
OTHER DEBT	See Attached			
RESIDENTIAL RATES	Current	<u>Users</u> 2,386	<u>Avg. Bill</u> \$33.15	(for 4,000 gallons)
REGIONAL COORDINATION	This project is consistent with regional planning recommendations.			
CASHFLOW	Cash Flow Before Debt Service	Debt Service	Cash Flow After Debt Service	Coverage Ratio
Audited 2018	(68,494)	93,307	(161,801)	-0.7
Audited 2019	(7,087)	90,371	(97,458)	-0.1
Audited 2020	83,033	78,861	4,172	1.1
Projected 2021	92,430	74,079	18,351	1.2
Projected 2022	228,685	210,594	18,091	1.1
Projected 2023	233,188	210,591	22,597	1.1
Projected 2024	237,805	210,594	27,211	1.1
Projected 2025	242,539	210,594	31,945	1.2

Reviewer: Alex Fisher
 Date: March 4, 2021
 Loan Number: F21-026

**KENTUCKY INFRASTRUCTURE AUTHORITY
 DRINKING WATER STATE REVOLVING FUND (FUND F)
 CITY OF SCOTTSVILLE, ALLEN COUNTY
 PROJECT REVIEW
 WX21003023**

I. PROJECT DESCRIPTION

The City of Scottsville (“City”) is requesting a Fund F loan in the amount of \$696,500 for the AMR and Smart Water Meter Replacement project.

This project is to replace all existing traditional water meters (approx. 2,400 meters) with new, more accurate AMR or AMI/smart meter radio-read type water meters to help reduce non-revenue water. Additionally, labor efficiencies will be enhanced with the installation of electronic endpoints at each meter location. This will provide a safer manner for meter reading and more timely collection of customer usage. Also, the project will include the assessment and mitigation of potential water quality issues throughout the distribution system with the installation of check valves and backflow prevention devices on susceptible customer connections.

Currently the City of Scottsville serves 2,074 residential and over 300 industrial and commercial customers.

II. PROJECT BUDGET

	<u>Total</u>
Engineering Fees - Design	\$ 20,000
Equipment	615,000
Contingency	61,500
Total	\$ 696,500

III. PROJECT FUNDING

	<u>Amount</u>	<u>%</u>
Fund F Loan	\$ 696,500	100%
Total	\$ 696,500	100%

IV. KIA DEBT SERVICE

Construction Loan	\$ 696,500
Less: Principal Forgiveness	348,250
Amortized Loan Amount	<u>\$ 348,250</u>
Interest Rate	0.25%
Loan Term (Years)	<u>20</u>
Estimated Annual Debt Service	\$ 17,862
Administrative Fee (0.25%)	871
Total Estimated Annual Debt Service	\$ 18,733

V. PROJECT SCHEDULE

Bid Opening	May 1, 2021
Construction Start	July 1, 2021
Construction Stop	March 1, 2022

VI. CUSTOMER COMPOSITION AND RATE STRUCTURE

A) Customers

Customers	Current
Residential	2,074
Commercial	293
Industrial	19
Total	<u>2,386</u>

B) Rates

WATER	Current	Prior
Date of Last Rate Increase	08/01/20	08/01/19
Minimum (2,000 gal.)	\$18.87	\$18.50
2,001- 5,000 Gallons per 1,000 gal.	7.14	7.00
5,001 - 10,000 Gallons	6.05	5.93
Cost for 4,000 gallons	<u>\$33.15</u>	<u>\$32.50</u>
Increase %	2.0%	
Affordability Index (Rate/MHI)	1.3%	

SEWER	<u>Current</u>	<u>Prior</u>
Date of Last Rate Increase	08/01/20	08/01/19
Minimum (2,000 gal.)	\$18.87	\$18.50
2,001- 5,000 Gallons per 1,000 gal.	7.14	7.00
5,001 - 10,000 Gallons	6.05	5.93
Cost for 4,000 gallons	\$33.15	\$32.50
Increase %	2.0%	
Affordability Index (Rate/MHI)	1.3%	

VII. DEMOGRAPHICS

Based on current Census data from the American Community Survey 5-Year Estimate 2014-2018, the Utility's service area population was 5,114 with a Median Household Income (MHI) of \$31,624. The median household income for the Commonwealth is \$48,392. The increase will qualify for a 20-year loan term at 0.25% interest rate.

VIII. 2020 CAPITALIZATION GRANT EQUIVALENCIES

- 1) Green Project Reserve - The Drinking Water capitalization grant does not contain a "green" requirement.
- 2) Additional Subsidization – This project qualifies for additional subsidization. Principal forgiveness of 50% of the assistance amount, not to exceed \$348,250 will be credited to the loan balance upon release of liens on all contracts and disbursement of the final draw request by KIA to the borrower.

IX. FINANCIAL ANALYSIS

Financial information was obtained from the audited financial statements for the years ended June 30, 2018 through June 30, 2020. The non-cash impacts of GASB 68 – Accounting and Financial Reporting for Pensions and GASB 75 – Accounting and Financial Reporting for Other Postemployment Benefit have been removed from the operating expenses. Percentage references in the History section below are based on whole dollar amounts and not the rounded amounts presented.

HISTORY

Revenues were basically flat from \$2.43 million in 2018 to \$2.44 in 2020 while operating expenses decreased 5.7% from \$2.50 million to \$2.35 million during the same period primarily due to the accounts payable and interest payable portions due to an ongoing expansion project. The debt coverage ratio was (0.7), (0.1), and 1.1 in 2018, 2019, and 2020 respectively.

The balance sheet reflects a current ratio of 0.5, a debt to equity ratio of 1.9, 42.5 days of sales in accounts receivable, and 1 month of operating expenses in unrestricted cash.

PROJECTIONS

Projections are based on the following assumptions:

- 1) Revenues will continue to increase annually due to the 2% increase for water and 2% increase for sewer approved by the City.
- 2) Sewer rates are estimated to increase an additional 11% in 2022 to cover debt service for permanent financing for a sewer project currently under construction. The city has a \$3.65 million ongoing sewer project financed with a BAN through the Kentucky Rural Water Association Finance Corporation. Permanent financing is anticipated to be in place around June 2021 through U.S. Rural Development.
- 3) Expenses are projected to continue to increase 2% due to inflation.
- 4) Debt service coverage is 1.1 in 2022 when principal and interest repayments begin.

Based on the pro forma assumptions, the utility shows adequate cash flow to repay the KIA Fund F loan.

REPLACEMENT RESERVE

The replacement reserve will be 5% (\$34,000 total) of the final amount borrowed (prior to principal forgiveness) to be funded annually (\$1,700 yearly) each December 1 for 20 years and maintained for the life of the loan.

X. DEBT OBLIGATIONS

	<u>Outstanding</u>	<u>Maturity</u>
KIA B12-008	\$ 102,413	2033
KIA B13-005	958,999	2036
Edmonton State South Central Bank	7,425	2022
KY Rural Water Loan	1,473,072	2023
Total	\$ 2,541,909	

XI. CONTACTS

Legal Applicant

Entity Name	City of Scottsville
Authorized Official	David Burch (Mayor)
County	Allen
Email	david.burch@cityofscottsville.org
Phone	270 237 3238
Address	201 W Main St STE 10 Scottsville, KY 42164

Applicant Contact

Name	Evelina Anderson
Organization	City of Scottsville
Email	eanderson@cityofscottsville.org
Phone	(270) 237-4472
Address	201 W Main St STE 8 Scottsville, KY 42164

Project Administrator

Name	Emily Hathcock
Organization	Barren River Area Development District
Email	emily.hathcock@bradd.org
Phone	(270) 781-2381
Address	177 Graham Ave Bowling Green, KY 42103

Consulting Engineer

PE Name	Adalyn D Haney
Firm Name	GRW Engineers Inc
Email	ahaney@grwinc.com
Phone	(502) 489-8484
Address	11909 Shelbyville Rd STE 100 Louisville, KY 40243

XII. RECOMMENDATIONS

KIA staff recommends approval of the loan with the standard conditions.

**CITY OF SCOTTSVILLE
FINANCIAL SUMMARY (JUNE YEAR END)**

	<u>Audited 2018</u>	<u>Audited 2019</u>	<u>Audited 2020</u>	<u>Projected 2021</u>	<u>Projected 2022</u>	<u>Projected 2023</u>	<u>Projected 2024</u>	<u>Projected 2025</u>
Balance Sheet								
Assets								
Current Assets	525,929	438,761	579,965	531,420	571,011	599,708	633,119	671,364
Other Assets	7,850,683	7,335,067	8,479,744	11,536,689	11,582,033	10,930,877	10,279,721	9,628,565
Total	8,376,612	7,773,828	9,059,709	12,068,109	12,153,044	11,530,585	10,912,840	10,299,929
Liabilities & Equity								
Current Liabilities	1,111,646	778,972	1,056,472	803,163	821,189	825,724	830,345	835,053
Long Term Liabilities	3,740,386	3,682,112	4,880,129	8,463,274	8,730,623	8,649,245	8,567,387	8,485,044
Total Liabilities	4,852,032	4,461,084	5,936,601	9,266,437	9,551,811	9,474,969	9,397,732	9,320,097
Net Assets	3,524,580	3,312,744	3,123,108	2,801,672	2,601,233	2,055,616	1,515,108	979,832
Cash Flow								
Revenues	2,425,592	2,413,213	2,436,810	2,493,297	2,678,083	2,730,330	2,783,622	2,837,980
Operating Expenses	2,496,727	2,421,453	2,354,481	2,401,571	2,450,102	2,497,846	2,546,521	2,596,145
Other Income	2,641	1,153	704	704	704	704	704	704
Cash Flow Before Debt Service	(68,494)	(7,087)	83,033	92,430	228,685	233,188	237,805	242,539
Debt Service								
Existing Debt Service	93,307	90,371	78,861	74,079	191,861	191,858	191,861	191,861
Proposed KIA Loan	0	0	0	0	18,733	18,733	18,733	18,733
Total Debt Service	93,307	90,371	78,861	74,079	210,594	210,591	210,594	210,594
Cash Flow After Debt Service	(161,801)	(97,458)	4,172	18,351	18,091	22,597	27,211	31,945
Ratios								
Current Ratio	0.5	0.6	0.5	0.7	0.7	0.7	0.8	0.8
Debt to Equity	1.4	1.3	1.9	3.3	3.7	4.6	6.2	9.5
Days Sales in Accounts Receivable	46.6	43.1	42.5	42.5	42.5	42.5	42.5	42.5
Months Operating Expenses in Unrestricted Cash	0.9	0.7	1.0	1.1	1.2	1.3	1.4	1.5
Debt Coverage Ratio	(0.7)	(0.1)	1.1	1.2	1.1	1.1	1.1	1.2

Page Left Blank
for 2 Sided Printing

**A
T
T
A
C
H
M
E
N
T**

I.B.7.

Page Left Blank
for 2 Sided Printing

**A RESOLUTION OF THE KENTUCKY INFRASTRUCTURE AUTHORITY
AUTHORIZING AND APPROVING THE ISSUANCE OF OBLIGATIONS OF
THE KENTUCKY INFRASTRUCTURE AUTHORITY TO REIMBURSE
CAPITAL EXPENDITURES MADE BY GOVERNMENTAL AGENCIES
PURSUANT TO LOANS MADE BY THE KENTUCKY INFRASTRUCTURE
AUTHORITY TO SUCH GOVERNMENTAL AGENCIES**

WHEREAS, the Board of Directors of the Kentucky Infrastructure Authority (the "Authority") has heretofore approved the undertaking of the projects described in further detail in Exhibit A (collectively, the "Project"); and

WHEREAS, the Authority anticipates making loans to governmental agencies pursuant to the provisions of Chapter 224A of the Kentucky Revised Statutes (the "Act") for the Project and the governmental agencies may be expected to pay and/or incur costs with respect to the Project ("Prior Capital Expenditures") on or after the date of this resolution and prior to the issuance of the obligations (the "Obligations") which will finance the Project.

NOW, THEREFORE BE IT RESOLVED by the Board of Directors of the Kentucky Infrastructure Authority as follows:

Section 1. The Board of Directors hereby approves the use of the Obligations to finance the costs of the Project in the maximum principal amount set forth in Exhibit A plus costs of issuance related thereto and amounts required to fund a debt service reserve, if any, and declares its intent that any Prior Capital Expenditures made by the governmental agencies pursuant to loans made by the Authority will be made in anticipation of the issuance of such Obligations to reimburse said Prior Capital Expenditures. This declaration is made pursuant to Treas. Reg. §1.150-2.

Section 2. The Executive Director and Treasurer of the Authority are hereby authorized and directed to reimburse, not later than eighteen months after the later of (i) the date of the expenditure or (ii) the date the item was placed in service, but in any event not later than three years after the original expenditure, only those Prior Capital Expenditures made with respect to assets having a reasonably expected economic life of at least one year, and in addition, eligible preliminary expenditures paid and incurred prior to commencement of the Project.

Section 3. The Authority finds and determines that, consistent with the Authority's budgetary and financial circumstances, it does not have funds currently available and does not expect to have funds available in the future that may be allocated on a long-term basis, other than the proceeds of the Obligations, to finance the Prior Capital Expenditures.

Section 4. The Authority hereby directs the Executive Director, Secretary, and Treasurer to take the following action at the time the Prior Capital Expenditures are reimbursed from proceeds of the Obligations: (i) evidence the reimbursement on the books and records maintained with respect to the Obligations, and (ii) identify either the actual prior expenditure to be reimbursed or, in the case of reimbursement of a fund or account, the fund or account from which the expenditure was paid.

Section 5. The books, records and proceedings of the Authority with respect to this resolution shall be made reasonably available by the Authority for its inspection by the general public at the Authority's administrative office every business day during normal business hours commencing no later than 30 days after the passage of this resolution. Said books, record and proceedings of the Authority with respect to this resolution will continue to be reasonably available to the general public until the date of issuance of the Obligations.

Section 6. This Resolution shall be in full force and effect from and after its adoption. Passed and adopted this 4th day of March, 2021.

SANDY WILLIAMS, DEPUTY EXECUTIVE DIRECTOR
KENTUCKY INFRASTRUCTURE AUTHORITY

ATTEST:

MARGARET F. LINK, SECRETARY
KENTUCKY INFRASTRUCTURE AUTHORITY

REVIEWED BY:

MATTHEW STEPHENS, GENERAL COUNSEL
DEPARTMENT FOR LOCAL GOVERNMENT

EXHIBIT A

<u>APPLICANT</u>	<u>LOAN #</u>	<u>AMOUNT</u>	<u>LOAN TOTAL</u>
City of Mount Sterling (Construction)	A21-005	\$11,825,000	\$12,350,000
City of Providence (Planning & Design)	A21-021	\$ 700,000	\$ 700,000
Louisville & Jefferson County Metropolitan Sewer District	A21-022	\$ 8,270,000	\$ 8,270,000
City of Frankfort	A21-031	\$ 1,500,000	\$ 1,500,000
McKinney Water District	F21-013	\$ 2,491,916	\$ 2,491,916
City of Scottsville	F21-026	\$ 696,500	\$ 696,500

Page Left Blank
for 2 Sided Printing

FUNDS A, A2, B, B1, B2, C, F, F2

Kentucky CWSRF Sources and Uses of Funds for SFY 2021

July 1, 2020 through June 30, 2021

Funding Sources	Federal Contribution	State Contribution	CWSRF Fund	Total
Estimated Deobligated Funds (net of increases)			32,611,000	32,611,000
Loan Repayments (P&I)			63,405,000	63,405,000
Investment Interest Earnings			50,000	50,000
Banked Prior Year Administration Funds	445,000			445,000
FFY 2020 Capitalization Grant	20,225,000	4,045,000		24,270,000
Total Funding Sources	20,670,000	4,045,000	96,066,000	120,781,000

Projects Approved by the KIA Board in SFY 2021

Borrower	Loan Number	New Loan Commitments	Loan Increase Commitments	Board Date
City of Pineville	A20-004	2,454,000		07/09/20
City of Bedford	A20-023	909,500		07/09/20
City of Calvert City	A20-018	2,905,800		08/06/20
City of Dawson Springs	A20-019	1,000,000		08/06/20
City of Lewisburg	A21-001	533,894		08/06/20
Greenup Joint Sewer Agency	A20-029	2,715,000		09/24/20
City of Eddyville	A21-003	2,321,100		12/03/20
City of Hopkinsville	A19-003		5,000,000	01/07/21
City of Georgetown	A19-009		7,857,216	02/04/21
City of Richmond	A19-050		3,000,000	02/04/21
City of Jackson	A20-030	1,017,000		02/04/21
Farmdale Sanitation District	A21-020	300,000		02/04/21
City of Whitesburg	A21-041	1,800,000		02/04/21
Total Commitments:		15,956,294	15,857,216	

Total Funding Sources:	120,781,000
Less Leverage Bond Debt Service:	-21,695,000
Less Banked Prior Year Administration:	-445,000
Less Administration:	-809,000
Less Total Commitments:	-31,813,510
Funds for Projects Pending Approval:	66,018,490

Kentucky DWSRF Sources and Uses of Funds for SFY 2021

July 1, 2020 through June 30, 2021

Funding Sources	Federal Contribution	State Contribution	DWSRF Fund	Total
Uncommitted Prior Year Loan Funds			38,683,000	38,683,000
Loan Repayments (P&I)			17,005,840	17,005,840
Investment Interest Earnings			20,000	20,000
Banked Prior Year Set-Aside Funds	1,000,000			1,000,000
2019 Capitalization Grant	18,144,000	3,628,800		21,772,800
Total Funding Sources	19,144,000	3,628,800	55,708,840	78,481,640

Projects Approved by the KIA Board in SFY 2021

Borrower	Loan Number	New Loan Commitments	Loan Increase Commitments	Board Date
City of Whitesburg	F20-026	600,000		8/6/20; 11/5/20
City of Whitesburg	F21-019	2,200,000		11/05/20
McCreary County WD	F21-025	270,000		11/05/20
City of Hazard	F21-076	1,637,500		11/05/20
City of Albany	F21-009	2,500,000		01/07/21
City of Harlan	F21-016	1,463,000		01/07/21
City of Harlan	F21-021	2,549,645		01/07/21
City of Stanford	F17-005		268,293	02/04/21
Total Commitments:		11,220,145	268,293	

Total Funding Sources:	78,481,640
Less Leverage Bond Debt Service:	-5,308,000
Less Banked Prior Year Set-Aside Funds:	-1,000,000
Less Administration:	-725,760
Less State Program Management:	-1,814,400
Less Technical Assistance:	-362,880
Less Local and Other Assistance:	-2,721,600
Less Total Commitments:	-11,488,438
Funds for Projects Pending Approval:	55,060,562

**KENTUCKY INFRASTRUCTURE AUTHORITY
FEDERALLY ASSISTED WASTEWATER REVOLVING LOAN FUND ---- (FUND A)**

AVAILABLE FUNDS FFY 1989:

FEDERAL TITLE VI GRANT FUNDS	\$33,237,382
UNUSED TITLE II GRANT FUNDS	\$5,873,998
BOND PROCEEDS (20%)	\$7,822,276
ADMINISTRATION (4%)	(\$1,564,455)
NET 89 SRF FUNDS	\$45,369,201

AVAILABLE FUNDS FFY 1990:

FEDERAL TITLE VI GRANT FUNDS	\$17,798,449
BOND PROCEEDS (20%)	\$3,559,690
ADMINISTRATION (4%)	(\$711,938)
NET 90 SRF FUNDS	\$20,646,201

AVAILABLE FUNDS FFY 1991:

FEDERAL TITLE VI GRANT FUNDS	\$31,258,282
BOND PROCEEDS (20%)	\$6,251,656
ADMINISTRATION (4%)	(\$1,250,331)
NET 91 SRF FUNDS	\$36,259,607

AVAILABLE FUNDS FFY 1992:

FEDERAL TITLE VI GRANT FUNDS	\$25,429,111
BOND PROCEEDS (20%)	\$5,085,822
ADMINISTRATION (4%)	(\$1,017,164)
NET 92 SRF FUNDS	\$29,497,769

AVAILABLE FUNDS FFY 1993:

FEDERAL TITLE VI GRANT FUNDS	\$24,462,603
BOND PROCEEDS (20%)	\$4,892,521
ADMINISTRATION (4%)	(\$978,504)
NET 93 SRF FUNDS	\$28,376,620

AVAILABLE FUNDS FFY 1994:

FEDERAL TITLE VI GRANT FUNDS	\$15,178,779
BOND PROCEEDS (20%)	\$3,035,756
ADMINISTRATION (4%)	(\$607,151)
NET 94 SRF FUNDS	\$17,607,384

AVAILABLE FUNDS FFY 1995:

FEDERAL TITLE VI GRANT FUNDS	\$15,676,353
BOND PROCEEDS (20%)	\$3,135,271
ADMINISTRATION (4%)	(\$627,054)
NET 95 SRF FUNDS	\$18,184,570

AVAILABLE FUNDS FFY 1996:

FEDERAL TITLE VI GRANT FUNDS	\$25,678,432
BOND PROCEEDS (20%)	\$5,135,686
ADMINISTRATION (4%)	(\$1,027,137)
NET 96 SRF FUNDS	\$29,786,981

ADDITIONAL FUNDS FFY 1997:

FEDERAL TITLE VI GRANT FUNDS	\$7,912,200
BOND PROCEEDS (20%)	\$1,582,440
ADMINISTRATION (4%)	(\$316,488)
NET ADD'L 97 SRF FUNDS	\$9,178,152

AVAILABLE FUNDS FFY 1998:

FEDERAL TITLE VI GRANT FUNDS	\$17,138,187
BOND PROCEEDS (20%)	\$3,427,637
ADMINISTRATION (4%)	(\$685,527)
NET 98 SRF FUNDS	\$19,880,297

AVAILABLE FUNDS FFY 1999:

FEDERAL TITLE VI GRANT FUNDS	\$17,139,573
BOND PROCEEDS (20%)	\$3,427,914
ADMINISTRATION (4%)	(\$685,582)
NET 98 SRF FUNDS	\$19,881,905

AVAILABLE FUNDS FFY 2000:

FEDERAL TITLE VI GRANT FUNDS	\$17,081,460
BOND PROCEEDS (20%)	\$3,416,292
ADMINISTRATION (4%)	(\$683,258)
NET 00 SRF FUNDS	\$19,814,494

AVAILABLE FUNDS FFY 2001:

FEDERAL TITLE VI GRANT FUNDS	\$16,929,594
BOND PROCEEDS (20%)	\$3,385,919
ADMINISTRATION (4%)	(\$677,184)
NET 01 SRF FUNDS	\$19,638,329

AVAILABLE FUNDS FFY2006:

FEDERAL TITLE VI GRANT FUNDS	\$11,145,123
BOND PROCEEDS (20%)	\$2,229,025
ADMINISTRATION (4%)	(\$445,804)
NET 06 SRF FUNDS	\$12,928,344

AVAILABLE FUNDS FFY2007:

FEDERAL TITLE VI GRANT FUNDS	\$13,621,905
BOND PROCEEDS (20%)	\$2,724,381
ADMINISTRATION (4%)	(\$544,876)
NET 07 SRF FUNDS	\$15,801,410

AVAILABLE FUNDS FFY2008:

FEDERAL TITLE VI GRANT FUNDS	\$8,648,100
BOND PROCEEDS (20%)	\$1,729,620
ADMINISTRATION (4%)	(\$345,924)
NET 08 SRF FUNDS	\$10,031,796

AVAILABLE FUNDS FFY2009:

FEDERAL TITLE VI GRANT FUNDS	\$8,648,100
BOND PROCEEDS (20%)	\$1,729,620
ADMINISTRATION (4%)	(\$345,924)
NET 09 SRF FUNDS	\$10,031,796

AVAILABLE FUNDS FFY2010:

FEDERAL TITLE VI GRANT FUNDS	\$25,932,000
BOND PROCEEDS (20%)	\$5,186,400
ADMINISTRATION (4%)	(\$1,037,280)
NET 10 SRF FUNDS	\$30,081,120

AVAILABLE FUNDS FFY2011:

FEDERAL TITLE VI GRANT FUNDS	\$18,794,000
BOND PROCEEDS (20%)	\$3,758,800
ADMINISTRATION (4%)	(\$751,760)
NET 11 SRF FUNDS	\$21,801,040

AVAILABLE FUNDS FFY2012:

FEDERAL TITLE VI GRANT FUNDS	\$17,987,000
BOND PROCEEDS (20%)	\$3,597,400
ADMINISTRATION (4%)	(\$719,480)
NET 12 SRF FUNDS	\$20,864,920

AVAILABLE FUNDS FFY2013:

FEDERAL TITLE VI GRANT FUNDS	\$16,992,000
BOND PROCEEDS (20%)	\$3,398,400
ADMINISTRATION (4%)	(\$679,680)
NET 13 SRF FUNDS	\$19,710,720

AVAILABLE FUNDS FFY2014:

FEDERAL TITLE VI GRANT FUNDS	\$17,845,000
BOND PROCEEDS (20%)	\$3,569,000
ADMINISTRATION (4%)	(\$713,800)
NET 14 SRF FUNDS	\$20,700,200

AVAILABLE FUNDS FFY2015:

FEDERAL TITLE VI GRANT FUNDS	\$17,754,000
BOND PROCEEDS (20%)	\$3,550,800
ADMINISTRATION (4%)	(\$710,160)
NET 15 SRF FUNDS	\$20,594,640

AVAILABLE FUNDS FFY2016:

FEDERAL TITLE VI GRANT FUNDS	\$17,005,000
BOND PROCEEDS (20%)	\$3,401,000
ADMINISTRATION (4%)	(\$680,200)
NET 16 SRF FUNDS	\$19,725,800

AVAILABLE FUNDS FFY2017:

FEDERAL TITLE VI GRANT FUNDS	\$16,874,000
BOND PROCEEDS (20%)	\$3,374,800
ADMINISTRATION (4%)	(\$674,960)
NET 17 SRF FUNDS	\$19,573,840

AVAILABLE FUNDS FFY2018:

FEDERAL TITLE VI GRANT FUNDS	\$20,428,000
BOND PROCEEDS (20%)	\$4,085,600
ADMINISTRATION (4%)	(\$817,120)
NET 18 SRF FUNDS	\$23,696,480

AVAILABLE FUNDS FFY 2002:

FEDERAL TITLE VI GRANT FUNDS	\$16,967,313
BOND PROCEEDS (20%)	\$3,393,463
ADMINISTRATION (4%)	(\$678,692)
NET 02 SRF FUNDS	<u>\$19,682,084</u>

AVAILABLE FUNDS FFY2003:

FEDERAL TITLE VI GRANT FUNDS	\$16,857,027
BOND PROCEEDS (20%)	\$3,371,405
ADMINISTRATION (4%)	(\$674,281)
NET 03 SRF FUNDS	<u>\$19,554,151</u>

AVAILABLE FUNDS FFY2004:

FEDERAL TITLE VI GRANT FUNDS	\$16,867,224
BOND PROCEEDS (20%)	\$3,373,445
ADMINISTRATION (4%)	(\$674,688)
NET 04 SRF FUNDS	<u>\$19,565,981</u>

AVAILABLE FUNDS FFY2005:

FEDERAL TITLE VI GRANT FUNDS	\$13,714,668
BOND PROCEEDS (20%)	\$2,742,934
ADMINISTRATION (4%)	(\$548,586)
NET 05 SRF FUNDS	<u>\$15,909,016</u>

AVAILABLE FUNDS FFY2019:

FEDERAL TITLE VI GRANT FUNDS	\$20,223,000
BOND PROCEEDS (20%)	\$4,044,600
ADMINISTRATION (4%)	(\$808,920)
NET 19 SRF FUNDS	<u>\$23,458,680</u>

AVAILABLE FUNDS FFY2020:

FEDERAL TITLE VI GRANT FUNDS	\$20,225,000
BOND PROCEEDS (20%)	\$4,045,000
ADMINISTRATION (4%)	(\$809,000)
NET 20 SRF FUNDS	<u>\$23,461,000</u>

ACCUMULATED SRF FUNDS \$681,294,528**CURRENT REVOLV/SURPL FUND BAL** \$182,969,282**LEVERAGE FUND BALANCE** \$0

TOTAL PROJECT AMOUNT	KIA LOAN AMOUNT	DATE APPROVED
----------------------	-----------------	---------------

PROJECTS APPROVED IN SFY 1989:

1 PIKEVILLE, CITY OF (1)	\$3,047,285	\$3,199,217 (c)	05-03-89	(AMD. 11-19-90 & 9-16-91)
2 MANCHESTER, CITY OF	\$4,451,803	\$2,209,119 (c)	5-03-89	
3 JENKINS, CITY OF	\$2,724,307	\$1,654,780 (c)	5-03-89	
TOTALS	<u>\$10,223,395</u>	<u>\$7,063,116</u>		

4 MT. WASHINGTON, CITY OF	\$1,957,322	\$908,187 (c)	8-07-89	
5 MAYFIELD, CITY OF	\$4,067,194	\$3,425,343 (c)	8-07-89	(AMD. 8-16-90)
6 DANVILLE, CITY OF	\$634,900	\$418,055 (c)	8-07-89; 7/07/04	Assumed from Perryville
7 JACKSON, CITY OF (1)	\$3,241,350	\$1,606,068 (c)	9-27-89	(AMD. 11-12-92)
8 SOUTH SHORE, CITY OF	\$2,982,085	\$2,031,315 (c)	12-13-89	(AMD. 6-20-91)
TOTALS	<u>\$12,882,851</u>	<u>\$8,388,968</u>		

PROJECTS APPROVED IN SFY 1991:

9 LEWISBURG, CITY OF	\$751,974	\$667,388 (c)	8-16-90	
10 PROVIDENCE, CITY OF (1)	\$3,803,625	\$2,828,680 (c)	8-16-90	
11 PROVIDENCE, CITY OF (2)	\$820,069	\$820,069 (c)	8-16-90	
12 CAMPTON, CITY OF	\$669,615	\$367,641 (c)	8-16-90	(AMD. 11-19-90)
13 BOWLING GREEN, CITY OF (1)	\$9,459,163	\$6,570,011 (c)	11-19-90	
14 BOWLING GREEN, CITY OF (2)	\$2,616,756	\$2,616,756 (c)	11-19-90	
15 ELIZABETHTOWN, CITY OF	\$9,851,000	\$9,226,158 (c)	1-31-91	
16 PINEVILLE, CITY OF (1)	\$3,169,900	\$2,293,544 (c)	3-28-91	(AMD. 11-12-92 & 12-1-93)
17 BUTLER, CITY OF	\$373,850	\$187,950 (c)	3-28-91	
18 LONDON, CITY OF	\$7,148,495	\$6,305,753 (c)	6-20-91	
TOTALS	<u>\$38,664,447</u>	<u>\$31,883,950</u>		

PROJECTS APPROVED IN SFY 1992:

19 BOYD COUNTY FISCAL COURT	\$3,789,000	\$2,237,342 (c)	7-24-91	
20 WILLIAMSBURG, CITY OF	\$1,024,110	\$931,344 (c)	9-16-91	
21 GREENUP, CITY OF	\$453,800	\$442,739 (c)	9-16-91	(AMD. 1-23-93)
22 GEORGETOWN, CITY OF	\$6,009,300	\$6,119,705 (c)	9-16-91	
23 STANFORD, CITY OF	\$1,177,312	\$685,289 (c)	9-16-91	
24 HICKMAN, CITY OF	\$2,641,171	\$1,779,494 (c)	9-18-91	(AMD. 11-12-92)
25 BRANDENBURG, CITY OF	\$2,091,294	\$1,802,290 (c)	11-01-91	(AMD. 5-13-92)
26 MIDDLESBORO, CITY OF	\$832,085	\$175,785 (c)	11-01-91	
27 CAMPBELL/KENTON S.D. (MELBOURNE)	\$1,196,365	\$773,156 (c)	11-01-91	(AMD. 9-10-92)
28 MURRAY, CITY OF	\$5,121,690	\$5,161,272 (c)	11-01-91	
29 CUMBERLAND, CITY OF	\$1,366,700	\$680,417 (c)	12-04-91	
30 WHEELWRIGHT, CITY OF	\$971,000	\$361,675 (c)	12-04-91	
31 EMINENCE, CITY OF	\$4,071,300	\$1,328,600 (c)	2-25-92	(REAP. 2-16-94)
32 PADUCAH-MCCRACKEN JOINT SEWER AGENCY	\$1,889,950	\$1,495,501 (c)	5-13-92	(ASSUMED FROM REIDLAND)
33 FLEMINGSBURG, CITY OF	\$1,128,194	\$1,142,183 (c)	5-13-92	
34 WEBSTER COUNTY FISCAL COURT	\$3,211,937	\$2,378,237 (c)	5-13-92	(REAP. 9-27-94)
TOTALS	<u>\$36,975,208</u>	<u>\$27,495,029</u>		

PROJECTS APPROVED IN SFY 1993:

35 FRANKLIN, CITY OF (1)	\$497,979	\$497,979 (c)	9-10-92	AMD.
36 CORINTH, CITY OF	\$1,089,866	\$200,766 (c)	11-12-92	
37 PLEASUREVILLE, CITY OF	\$2,976,200	\$785,200 (c)	11-12-92	(AMD. 3-31-95)
38 HOPKINSVILLE, CITY OF (1)	\$9,845,968	\$9,693,741 (c)	12-17-92	(AMD. 9-1-94)
39 MARTIN, CITY OF	\$2,295,847	\$579,212 (c)	12-17-92	
40 OLIVE HILL, CITY OF	\$3,245,120	\$2,426,003 (c)	01-29-93	(AMD 10/6/05)
41 NICHOLASVILLE PUBLIC UTILITIES	\$16,340,413	\$15,740,449 (c)	05-05-93	(REAP. 3-31-95)(AMD.12-18-98)
TOTALS	<u>\$36,291,393</u>	<u>\$29,923,350</u>		

TOTAL PROJECT AMOUNT	KIA LOAN AMOUNT	DATE APPROVED
-------------------------	--------------------	------------------

PROJECTS APPROVED IN SFY 1994:

42 PINEVILLE, CITY OF (2)	\$940,000	\$418,542 (c)	07-07-93	(REAP. 3-31-95)
43 IRVINE, CITY OF	\$2,883,563	\$1,658,248 (c)	08-31-93	(REAP. 3-31-95 & AMD. 8-29-96)
44 BENHAM, CITY OF	\$1,916,066	\$853,191 (c)	08-31-93	(REAP. 3-31-95)
45 PRINCETON, CITY OF (Part 1)	\$3,722,362	\$2,365,520 (c)	12-01-93	(REAP. 5-30-95)
46 PRINCETON, CITY OF (Part 2)	\$1,045,618	\$597,712 (c)	12-01-93	(REAP. 5-30-95)
47 HOPKINSVILLE, CITY OF	\$885,720	\$646,748 (c)	02-16-94; 4-7-11	(REAP. 8-30-95) Assumed from Crofton (AMD.5-30-95)(AMD.7-13-98)
48 LEDBETTER SANITATION DISTRICT #1	\$4,767,980	\$3,624,359 (c)	05-11-94	
49 HAZARD, CITY OF	\$7,746,540	\$6,511,067 (c)	05-11-94	
50 SHELBY COUNTY SANITATION DISTRICT #1	\$2,100,000	\$1,402,737 (c)	05-11-94	(Assumed from Shelby Co SD #1
51 LAGRANGE, CITY OF	\$898,515	\$832,777 (c)	06-29-94	(AMD. 7-17-95)
52 MADISONVILLE, CITY OF	\$15,713,000	\$15,552,994 (c)	06-29-94	
53 DAWSON SPRINGS, CITY OF	\$846,480	\$816,170 (c)	06-29-94	
54 CATLETTSBURG, CITY OF	\$5,678,656	\$3,200,000 (s)	06-29-94	(REAP. 12-5-95)(AMD.12-4-96)
TOTALS	\$49,144,500	\$38,480,065		

PROJECTS APPROVED IN SFY 1995:

55 HOPKINSVILLE, CITY OF	\$401,000	\$240,264 (c)	08-30-94; 4-7-11	Assumed from Pembroke
56 MT. STERLING, CITY OF	\$1,110,540	\$1,055,969 (c)	08-30-94	
57 WEST LIBERTY, CITY OF	\$737,972	\$329,764 (c)	08-30-94	(AMD. 2-26-96)
58 MT. VERNON, CITY OF	\$998,650	\$652,162 (c)	08-30-94	(REAP. 2-26-96) (REAP.3-6-97)
59 WORTHINGTON, CITY OF	\$790,000	\$388,332 (c)	08-30-94	
60 SOMERSET, CITY OF	\$2,759,200	\$2,631,067 (c)	08-30-94	
61 PERRY COUNTY S.D. #1	\$845,790	\$601,673 (c)	08-30-94	(AMD. 6/1/97)
62 BOYD COUNTY (PHASE II)	\$6,990,000	\$6,270,000 (s)	09-27-94	(AMD. 2-2-95)(AMD 12-10-99)
63 FRANKLIN, CITY OF (2)	\$2,600,080	\$2,572,240 (c)	09-27-94	
64 BRODHEAD, CITY OF	\$899,411	\$502,650 (c)	11-29-94	
65 NEWPORT, CITY OF	\$1,759,645	\$1,596,327 (c)	11-29-94	(AMD. 8-29-96)
66 PIKEVILLE, CITY OF (2)	\$3,466,413	\$2,134,015 (c)	11-29-94	(AMD. 8-30-95) (AMD.6-19-97)(ASSUMED FROM REIDLAND)
67 PADUCAH-MCCRACKEN JOINT SEWER AGENCY	\$3,798,069	\$3,516,117 (c)	11-29-94	
68 HOPKINSVILLE, CITY OF (2)	\$3,715,533	\$3,191,098 (c)	02-02-95	
69 JENKINS, CITY OF (2)	\$719,755	\$719,755 (c)	02-02-95	
70 RUSSELL, CITY OF	\$244,730	\$71,666 (c)	02-02-95	
71 LEBANON, CITY OF	\$6,491,336	\$5,805,838 (c)	03-31-95	
72 REGIONAL WATER RESOURCE AGENCY (O'BORO)	\$11,885,276	\$7,160,493 (c)	03-31-95	
73 MOREHEAD, CITY OF (RCSD)	\$3,347,424	\$3,130,152 (c)	03-31-95	(Assumed from RCSD)
74 GREENUP CO. ENVIRONMENTAL COMMISSION	\$3,798,920	\$3,370,168 (c)	5-30-95	(AMD. 3/16/99)
75 BOYD / GREENUP SANITATION DISTRICT #1	\$391,116	\$371,573 (c)	5-30-95	
76 PIKEVILLE, CITY OF	\$1,953,260	\$462,584 (c)	5-30-95; 3/2/06	Assumed from Mtn WD
TOTALS	\$59,704,120	\$46,773,907		

PROJECTS APPROVED IN SFY 1996:

NONE	\$0	\$0		
TOTALS	\$0	\$0		

PROJECTS APPROVED IN SFY 1997:

77 HARLAN, CITY OF	\$6,053,575	\$2,546,299 (c)	7-18-96	(REAP. 4-27-98)
78 HAWESVILLE, CITY OF	\$871,000	\$435,000 (c)	7-18-96	
79 EMINENCE, CITY OF	\$1,381,339	\$945,408 (c)	7-18-96	
80 SCOTTSVILLE, CITY OF	\$4,608,815	\$3,959,472 (c)	7-18-96	
81 ELKHORN CITY, CITY OF	\$926,726	\$926,726 (c)	7-18-96	(AMD 4-1-98)
82 GRAYSON, CITY OF	\$3,635,970	\$3,424,567 (s)	7-18-96	(AMD. 9-1-98)
83 MOREHEAD, CITY OF	\$2,357,176	\$781,381 (c)	7-18-96	
84 JACKSON, CITY OF	\$719,287	\$681,983 (c)	8-29-96	
85 LAWRENCE, COUNTY OF	\$1,566,000	\$868,219 (c)	3-6-97	(AMD 11/1/01)
86 GREENUP CO. ENVIRONMENTAL COMMISSION	\$2,368,793	\$2,331,195 (c)	3-6-97	
87 HARDIN CO WATER DISTRICT 1	\$4,846,450	\$4,809,652 (c)	6-19-97; 3/6/08	Assumed from Radcliff
88 WARREN COUNTY WATER DISTRICT (1)	\$1,082,400	\$980,781 (c)	6-19-97	
TOTALS	\$30,417,531	\$22,690,683		

PROJECTS APPROVED IN SFY 1998:

89 CRESTWOOD, CITY OF	\$351,516	\$351,516 (c)	8-14-97; 3/2/06	(A1) Assump. fell through
90 PARIS, CITY OF	\$723,734	\$402,667 (c)	11-10-97	(A1)
91 LEWISPORT, CITY OF	\$2,279,000	\$1,074,308 (c)	11-10-97	
92 MAYSVILLE, CITY OF	\$12,538,828	\$11,722,252 (c)	2-26-98	
93 WARREN COUNTY WATER DISTRICT (2)	\$265,000	\$253,057 (c)	2-26-98	
94 PRESTONSBURG, CITY OF	\$4,392,500	\$919,183 (c)	2-26-98	
95 Louisville & Jefferson Co. Metro. Sewer Dist.	\$10,358,404	\$6,498,266 (c)	4/27/98; 3/2/06; 4/4/19	Assumed from Crestwood
TOTALS	\$30,908,982	\$21,221,249		

	TOTAL PROJECT AMOUNT	KIA LOAN AMOUNT	DATE APPROVED	
<u>PROJECTS APPROVED IN SFY 1999:</u>				
96 PARIS, CITY OF	\$7,528,385	\$5,943,287 (c)	9-1-98	
97 MIDWAY, CITY OF	\$282,250	\$141,125 (c)	10-13-98	(A1)
98 MAYFIELD, CITY OF	\$1,401,962	\$1,160,472 (c)	10-13-98	
99 WURLAND, CITY OF	\$125,900	\$103,950 (c)	12/18/98; 6/26/14	(A1) Assumed by Greenup JSA - B14-013
100 DANVILLE, CITY OF	\$7,712,132	\$7,615,106 (c)	12-18-98	(AMD 01/8/04)
101 LEWIS COUNTY SANITATION DIST NO. 1	\$2,924,800	\$620,001 (c)	04-27-99	AMD 10/7/99
TOTALS	\$19,975,429	\$15,583,941		
<u>PROJECTS APPROVED IN SFY 2000:</u>				
102 MOREHEAD, CITY OF	\$1,100,372	\$279,000 (c)	09-01-99	
103 HOPKINSVILLE, CITY OF	\$889,478	\$834,891 (c)	09-01-99	AMD 6/8/00
104 RWRA-OWENSBORO	\$26,264,248	\$25,963,257 (c)	12/10/99	AMD 6/2/05
105 SOUTH SHORE, CITY OF	\$502,790	\$188,849 (c)	12/10/99	
106 MOREHEAD, CITY OF	\$592,695	\$257,300 (c)	4/4/00	
107 MIDWAY, CITY OF	\$4,337,596	\$702,589 (c)	6/6/2000	
TOTALS	\$33,687,179	\$28,225,886		
<u>PROJECTS APPROVED IN SFY 2001:</u>				
108 PIKEVILLE, CITY OF	\$1,205,484	\$1,116,574 (c)	07/18/2000; 5/16/01	
109 WURLAND, CITY OF	\$1,717,540	\$1,561,400 (c)	9/6/01; 3/2/06	Assumed from Mtn WD
110 LEITCHFIELD, CITY OF	\$6,146,196	\$5,355,560 (c)	7/18/00; 6/26/14	Assumed by Greenup JSA - B14-013
111 CLOVERPORT, CITY OF	\$57,500	\$57,500 (c)	8/29/00	
112 WHITE PLAINS, CITY OF	\$2,250,400	\$669,700 (c)	11/22/00	(A1)
113 MANCHESTER, CITY OF	\$5,060,376	\$1,053,589 (c)	12/21/00	
114 ARLINGTON, CITY OF	\$677,333	\$167,567 (c)	1/25/01	
TOTALS	\$17,114,829	\$9,981,890		
<u>PROJECTS APPROVED IN SFY2002:</u>				
115 CARROLLTON, CITY OF	\$6,997,101	\$2,518,301 (c)	8/9/01	AMD 9/6/01
116 MT. STERLING WAT & SEW COMMISSION	\$13,908,185	\$11,936,783 (c)	2/7/02	
117 SHEPHERDSVILLE, CITY OF	\$9,976,728	\$7,581,466 (c)	2/7/02	
118 MARION, CITY OF	\$312,715	\$312,715 (c)	3/7/02	(A1) AMD 1/9/03
119 GREENVILLE, CITY OF	\$2,242,571	\$2,223,347 (c)	3/7/02	
120 LEBANON JUNCTION, CITY OF	\$2,898,419	\$1,813,385 (c)	4/4/02	AMD 7/1/05
121 HARRODSBURG, CITY OF	\$4,418,916	\$3,314,760 (c)	5/2/02	
122 GREENUP JOINT SEWER AGENCY	\$1,782,900	\$1,782,872 (c)	6/6/02; 6/26/14	Assumed from Wurland
TOTALS	\$42,537,535	\$31,483,629		
<u>PROJECTS APPROVED IN SFY 2003</u>				
123 SALYERSVILLE, CITY OF	\$7,662,832	\$2,035,486 (c)	8/15/02	AMD 9/19/03
124 LONDON, CITY OF	\$15,262,069	\$9,864,503 (c)	10/3/02	
125 Paducah McCracken Joint Sewer Agency	\$1,497,900	\$1,382,413 (c)	2/6/03	
126 Boyd & Greenup Co Sanitation Dist #1	\$849,503	\$694,844 (c)	5/1/03	
TOTALS	\$25,272,304	\$13,977,246		
<u>PROJECTS APPROVED IN SFY 2004</u>				
127 HOPKINSVILLE, CITY OF	\$4,979,920	\$4,682,517 (c)	8/7/03	
128 MOUNTAIN WATER DISTRICT	\$729,158	\$184,695 (c)	9/4/03	
129 BENTON, CITY OF	\$1,823,194	\$293,902 (c)	12/4/03; 10/7/04	
130 PADUCAH-MCCRACKEN JSA	\$1,401,000	\$1,229,425 (c)	12/4/03	
131 MARION, CITY OF	\$1,775,704	\$515,296 (c)	3/4/04	
132 MOREHEAD, CITY OF	\$11,233,204	\$7,189,123 (c)	3/4/04; AMD 11/05	
133 PADUCAH-MCCRACKEN JSA	\$1,040,275	\$908,403 (c)	3/4/04	
134 JESSAMINE-SOUTH ELKHORN WAT DIST	\$298,200	\$196,861 (c)	4/1/04	(A1)
135 BERA, CITY OF	\$9,011,045	\$5,000,000 (c)	4/1/04; 1/6/05	
136 HOPKINSVILLE WATER ENV AUTH	\$2,469,924	\$2,469,924 (c)	05/06/04; 3/2/06	
137 PRESTONSBURG, CITY OF	\$3,750,000	\$68,037 (c)	05/06/04	Assumed from Southern Wtr & Sew Dist
TOTALS	\$38,511,624	\$22,738,183		
<u>PROJECTS APPROVED IN SFY 2005</u>				
138 LAWRENCEBURG, CITY OF	\$8,319,703	\$7,889,974 (c)	7/1/04	
139 LORETTO, CITY OF	\$5,563,468	\$2,245,865 (c)	7/1/04; 9/14/05	
140 SANITATION DISTRICT #1	\$39,028,077	\$32,401,491 (c)	8/5/04; 10/1/06	
141 HODGENVILLE, CITY OF	\$2,639,104	\$968,539 (c)	10/7/04	
142 CARROLLTON, CITY OF	\$10,870,148	\$4,288,600 (c)	5/5/05	
143 WINCHESTER MUNICIPAL UTILITIES	\$23,212,000	\$21,000,000 (c)	6/23/05	
TOTALS	\$89,632,500	\$68,794,469		

		TOTAL PROJECT AMOUNT	KIA LOAN AMOUNT	DATE APPROVED	
PROJECTS APPROVED IN SFY 2006					
144	ALEXANDRIA, CITY OF	\$2,535,785	\$426,220 (c)	7/7/05	
145	PAINTSVILLE, CITY OF	\$954,415	\$429,715 (c)	10/6/05	
146	CYNTHIANA, CITY OF	\$10,902,650	\$5,671,622 (c)	12/1/05	
147	WESTERN MASON SD	\$4,644,000	\$802,000 (c)	12/1/05	
148	LEDBETTER WATER DISTRICT	\$3,326,078	\$2,326,078 (c)	3/2/06	
149	RICHMOND, CITY OF	\$2,152,200	\$2,152,200 (c)	6/1/06	(A1)
TOTALS		\$24,515,128	\$11,807,835		
PROJECTS APPROVED IN SFY 2007					
150	REGIONAL WAT RES AGENCY	\$9,405,000	\$7,196,879 (c)	7/13/06	
151	N MADISON CO SD	\$1,925,000	\$307,952 (c)	8/3/06	
152	BOYD CO SANITATION DIST #2	\$1,918,000	\$666,811 (c)	10/5/06	
153	N MADISON CO SD	\$12,736,123	\$8,104,622 (c)	10/5/06; 12/7/06	
154	OHIO CO REG WASTEWATER DIST	\$15,940,000	\$6,607,612 (c)	11/2/06	
155	CITY OF NICHOLASVILLE	\$12,459,352	\$12,053,913 (c)	12/7/06; 4/1/09	
156	CITY OF BOWLING GREEN	\$5,155,190	\$5,130,100 (c)	12/7/06	
157	CITY OF BEAVER DAM	\$1,311,900	\$597,921 (c)	6/21/07	
158	CITY OF FALMOUTH	\$5,619,316	\$2,812,236 (c)	6/21/07	
TOTAL		\$66,469,881	\$43,478,046		
PROJECTS APPROVED IN SFY 2008					
159	CITY OF BARLOW	\$169,500	\$168,954 (c)	9/6/07	(A1)
160	CITY OF WHITESBURG	\$7,474,000	\$1,040,900 (c)	9/6/07	
161	CITY OF OWENSBORO	\$25,562,531.87	\$23,931,476 (c)	10/4/07; 6/26/14	
162	CITY OF ALEXANDRIA	\$316,441	\$186,073 (c)	11/1/07	
163	CITY OF MURRAY	\$1,469,778	\$1,227,741 (c)	11/1/07	
164	CITY OF RICHMOND	\$56,808,695	\$53,656,495 (c)	11/1/07	
165	REGIONAL WATER RESOURCE AGENCY	\$1,709,375	\$1,425,488 (c)	11/1/07	
166	Paducah McCracken JSA	\$4,146,560	\$1,600,000 (c)	2/7/08	
167	Bowling Green, City of	\$54,235,960	\$53,881,569 (c)	4/3/08; 11/12/09; 8/4/11	
168	Sanitation District #1	\$83,147,554	\$69,403,566 (c)	4/3/08; 6/4/09	
169	Elizabethtown, City of	\$14,580,483	\$14,580,483 (c)	4/3/08	
170	Nicholasville, City of	\$6,043,903	\$6,043,903 (c)	4/3/08	
171	Somerset, City of	\$14,897,000	\$8,138,274 (c)	4/3/08	
172	Williamstown, City of	\$18,748,000	\$15,214,408 (c)	6/2/08	
TOTAL		\$289,309,780	\$250,499,329		
PROJECTS APPROVED IN SFY 2009					
173	Hopkinsville, City of	\$4,916,100	\$0	9/4/08; withdrawn 5/11/10	
174	Lexington-Fayette Urban County Govt	\$18,354,000	\$14,045,119 (c)	1/8/09	
175	Paducah McCracken JSA	\$14,323,800	\$6,100,150 (c)	4/9/09	
176	Mt Washington, City of	\$15,000,000	\$9,061,772 (c)	5/7/09; 9/1/10	
177	Sanitation District #1	\$5,802,300	\$4,920,300 (c)	6/4/09; 6/30/11	
178	Sanitation District #1	\$7,062,000	\$5,459,988 (c)	6/4/09	
179	Sanitation District #1	\$20,108,000	\$12,735,256 (c)	6/4/09	
180	Sanitation District #1	\$6,968,000	\$4,726,828 (c)	6/4/09	
181	Sanitation District #1	\$3,287,000	\$2,149,345 (c)	6/4/09	
182	Sanitation District #1	\$12,065,000	\$8,069,123 (c)	6/4/09	
TOTAL		\$107,886,200	\$67,267,880		
PROJECTS APPROVED IN SFY 2010					
183	Kentucky Horse Park	\$1,950,000	\$717,039.80 (c)	8/6/09	
184	Maysville, City of	\$10,985,868	\$10,985,868 (c)	9/3/09	
185	Prestonsburg, City of	\$272,000	\$272,000 (c)	10/1/09; 2/4/10	
186	Prestonsburg, City of	\$786,000	\$786,000 (c)	10/1/09; 2/4/10	
187	Louisville & Jefferson Co. Metro. Sewer Dist.	\$4,847,095	\$0	10/1/09	withdrawn 10/12/10
188	Hopkinsville, City of	\$7,500,000	\$7,488,282 (c)	11/12/09	
189	Hardinsburg, City of	\$550,000	\$549,594 (c)	11/12/09	
190	Princeton, City of	\$2,475,000	\$683,354 (c)	12/3/09; 2/4/10	
191	Ashland, City of	\$7,720,231	\$6,644,995 (c)	1/7/10; 2/3/11	
192	Winchester, City of	\$37,000,000	\$36,600,000 (c)	2/4/10	
193	Prestonsburg, City of	\$4,530,405	\$1,860,405 (c)	2/4/10	
194	Louisville & Jefferson Co. MSD	SX21185017 \$2,846,174	\$2,843,153 (c)	5/6/10; 7/7/11; 6/7/12; 11/7/19	Assumed from Oldham Co EA
195	Louisville & Jefferson Co. MSD	SX21185029 \$1,477,000	\$1,000,000 (c)	5/6/10; 1/5/12; 11/7/19	Assumed from Oldham Co EA
196	Louisville & Jefferson Co. MSD	SX21185050; SX21185036 \$2,601,420	\$2,538,415 (c)	5/6/10; 1/5/12; 6/7/12; 11/7/19	Assumed from Oldham Co EA
197	Lexington Fayette Urban County Government	\$9,030,983	\$9,030,983 (c)	6/3/10; 10/14/10	
198	Lexington Fayette Urban County Government	\$7,028,375	\$0	6/3/10; 10/14/10	withdrawn 1/31/12
Total		\$101,600,551	\$82,000,089		

		TOTAL PROJECT AMOUNT	KIA LOAN AMOUNT		DATE APPROVED	
PROJECTS APPROVED IN SFY 2011						
199	Louisville & Jefferson Co. MSD	SX21185028	\$500,000	\$121,419	(c)	7/1/10;1/5/12;11/7/19 Assumed from Oldham Co EA
200	Sanitation District #1	SX21117126	\$19,935,700	\$15,989,714	(c)	7/1/10
201	Bardstown, City of	SX21179019	\$1,800,000	\$1,800,000	(c)	12/9/10; 6/10/11
202	LaCenter, City of	SX21007015	\$895,000	\$895,000	(c)	12/9/10
203	Livermore, City of	SX21049008	\$2,105,000	\$1,062,219	(c)	12/9/10
204	Morehead, City of	SX21205034	\$3,000,000	\$3,000,000	(c)	12/9/10
205	Regional Water Resource Agency		\$6,331,887	\$6,037,387	(c)	12/9/10;3/1/12;8/1/13
206	Campton, City of		\$3,217,200	\$1,400,000	(c)	2/3/11
207	Hardinsburg, City of		\$400,000	\$394,849	(c)	2/3/11
208	Louisa, City of		\$2,058,580	\$1,399,237	(c)	2/3/11
209	Flemingsburg, City of		\$10,380,670	\$10,380,670	(c)	3/3/11;12/6/12
210	Louisville-Jefferson Co MSD		\$3,400,000	\$0		3/3/11 withdrawn 2/3/12
211	Vanceburg, City of		\$3,400,000	\$2,000,000	(c)	3/3/11
212	Williamsburg, City of		\$1,035,517	\$955,960	(c)	3/3/11
213	Hopkinsville, City of		\$500,000	\$483,710	(c)	4/7/11
214	Hopkinsville, City of		\$10,991,165	\$10,991,165	(c)	4/7/11
215	Hopkinsville, City of		\$8,010,000	\$7,090,224	(c)	4/7/11;5/9/12 The 5/9/12 increase was rescinded
216	Pineville, City of		\$265,668	\$265,668	(c)	5/5/11
217	Sanitation District #1		\$17,225,660	\$10,796,752	(c)	5/5/11
218	Sanitation District #1		\$19,000,000	\$0		5/5/11 withdrawn 1/24/20
219	Sanitation District #1		\$9,572,000	\$3,991,432	(c)	5/5/11
220	West Liberty, City of		\$3,937,950	\$2,107,258	(c)	5/5/11; revised for ARRA fdg
Total			\$127,961,997	\$81,162,663		
PROJECTS APPROVED IN SFY 2012						
221	Louisville & Jefferson Co. MSD	SX21185037	\$670,588	\$670,588	(c)	7/7/11;6/7/12;11/7/19 Assumed from Oldham Co EA
222	Prestonsburg, City of		\$3,750,087	\$1,094,143	(c)	8/4/11;4/12/12 Assumed from Southern Wtr & Sew Dist
223	Hodgenville, City of		\$1,635,000	\$1,635,000	(c)	11/10/11
224	Burkesville, City of		\$1,000,000	\$1,000,000	(c)	11/10/11
225	Bloomfield, City of		\$0	\$0		11/10/11 Request for funds withdrawn
226	Harrodsburg, City of		\$418,500	\$418,500	(c)	12/8/11
227	Grant Co Sanitary SD		\$1,276,449	\$941,718	(c)	1/5/12; 10/3/13
228	Barbourville, City of	SX21121139	\$6,391,817	\$6,391,817	(c)	2/2/12; 11/1/12
229	Sanitation District #1 of Northern Ky		\$1,001,717	\$851,857	(c)	2/2/12
230	Sanitation District #1 of Northern Ky		\$0	\$0		2/2/12 Request for funds withdrawn
231	Winchester, City of		\$1,010,000	\$537,235	(c)	2/2/12
232	Harrodsburg, City of		\$1,157,000	\$706,000	(c)	2/2/12
233	Jamestown, City of		\$2,476,218	\$2,476,218	(c)	2/2/12
234	Paducah McCracken County JSA		\$7,097,410	\$7,097,410	(c)	2/2/12
235	Ashland, City of		\$0	\$0		3/1/12 Request for funds withdrawn
236	Murray, City of	SX21035001	\$61,515,000	\$61,515,000		3/1/12; 6/4/15
237	Grant Co Sanitary SD		\$0	\$0		3/1/12 Request for funds withdrawn
238	Lexington-Fayette Urban Co Govt		\$2,530,000	\$1,594,026	(c)	3/1/12
239	Regional Water Resource Agency		\$619,070	\$354,892	(c)	3/1/12
240	Regional Water Resource Agency	SX21059042	\$2,336,875	\$2,336,875	(c)	3/1/12; 7/2/15
241	Flemingsburg, City of		\$2,000,000	\$459,530	(c)	4/12/12
242	Jackson, City of		\$1,200,000	\$700,000	(c)	4/12/12
243	Russell Springs, City of		\$719,000	\$719,000	(c)	4/12/12
244	South Shore, City of		\$4,006,000	\$2,489,452	(c)	4/12/12
245	Worthington, City of		\$381,174	\$381,174	(c)	4/12/12
246	Flatwoods, City of	SX21089082	\$445,000	\$440,000	(c)	5/3/12;10/25/13
247	Grayson, City of	SX21043032	\$785,000	\$785,000	(c)	5/3/12
248	Oak Grove, City of	SX21047025	\$0	\$0		5/3/12 Request for funds withdrawn
249	Russell, City of	SX21089091	\$0	\$0		5/3/12 Commitment Expired 9/2013
250	Earlington, City of	SX21107017	\$1,575,000	\$728,668	(c)	6/7/12
251	Lawrenceburg, City of	SX21005007	\$1,157,623.47	\$1,157,623.47	(c)	6/7/12
252	Perry County Sanitation District	SX21193100	\$3,060,000	\$1,675,000	(c)	6/7/12; 2/6/14
Total			\$110,214,529	\$99,156,727		

TOTAL PROJECT AMOUNT	KIA LOAN AMOUNT	DATE APPROVED
----------------------	-----------------	---------------

PROJECTS APPROVED IN SFY 2013

253 Jenkins, City of	SX21133013	\$1,500,000	\$495,511 (c)	8/2/12	
254 Frankfort, City of	SX21073058	\$9,500,000	\$8,000,000 (c)	2/7/13	
255 Regional Water Resource Agency	SX21059031	\$858,006	\$858,006 (c)	2/7/13	
	SX21067045				
256 Lexington-Fayette Urban Co Govt	SX21067047	\$5,232,640	\$4,335,913 (c)	3/7/13	
	SX21067038				
	SX21067043				
257 Lexington-Fayette Urban Co Govt	SX21067044	\$8,888,647	\$8,888,647 (c)	3/7/13	
	SX21067037				
	SX21067039				
	SX21067040				
258 Lexington-Fayette Urban Co Govt	SX21067043	\$9,998,618	\$9,998,618 (c)	3/7/13	
259 Lexington-Fayette Urban Co Govt	SX21067041	\$23,902,641	\$23,902,641 (c)	3/7/13; 6/26/14	
260 Lexington-Fayette Urban Co Govt	SX21067006	\$8,364,306	\$5,264,306 (c)	3/7/13	
261 Pineville, City of	SX21013151	\$2,233,485	\$467,817 (c)	4/4/13; 8/4/16	
262 Regional Water Resource Agency	SX21059014	\$873,183	\$873,183 (c)	5/2/13	
263 Louisville & Jefferson Co. MSD	SX21185052	\$6,650,000	\$6,500,000 (c)	5/2/13; 11/7/19	Assumed from Oldham Co EA
	SX21137001				
264 Lincoln County Sanitation District	SX21137017	\$7,924,293	\$4,365,793 (c)	6/19/13; 11/5/15	
Total		\$85,925,820	\$73,950,436		

PROJECTS APPROVED IN SFY 2014

265 Frankfort, City of	SX21073059	\$4,905,000	\$4,264,577.46 (c)	10/3/13	
266 London, City of	SX21125001	\$4,391,702	\$4,371,451.78 (c)	10/3/13; 9/4/14	
267 Regional Water Resource Agency	SX21059044	\$353,918	\$353,918 (c)	3/6/14	
268 City of Vanceburg	SX21135009	\$665,000	\$665,000 (c)	4/3/14	
269 Lexington-Fayette Urban Co Govt	SX21067049	\$12,161,449	\$12,161,449 (c)	6/26/14	
Total		\$22,477,069	\$21,816,396		

PROJECTS APPROVED IN SFY 2015

270 Catlettsburg, City of	SX21019075	\$3,805,000	\$2,955,000	9/4/14; 5/4/17	
271 Augusta Regional Sewer Auth, Inc.	SX21023010	\$700,000	\$594,579 (c)	9/4/14	(A1)
272 Owensboro, City of	SX21059047	\$3,770,838	\$3,770,838 (c)	10/2/14; 7/2/15	
273 Morganfield, City of	SX21225024	\$4,067,200	\$3,067,200 (c)	11/6/14; 8/4/16	
274 Lexington-Fayette Urban Co Govt	SX21067048	\$67,944,188	\$67,944,188	12/4/14; 4/9/18	
275 Frankfort, City of	SX21073038	\$3,881,000	\$3,135,112 (c)	12/4/14	
276 Harrodsburg, City of	SX21167014	\$1,420,000	\$1,420,000 (c)	12/4/14	
277 Hardinsburg, City of	SX21027021	\$1,277,999	\$1,277,999 (c)	2/5/15	
278 West Point, City of	SX21093024	\$507,500	\$249,999.89 (c)	2/5/15	
279 Barbourville, City of	SX21121133	\$1,856,109	\$1,856,109 (c)	4/2/15	
280 Harrodsburg, City of	SX21167003	\$21,400,000	\$10,000,000	4/2/15	
281 Harrodsburg, City of	SX21167013	\$615,149	\$615,149 (c)	4/2/15	
282 Mountain Water District	SX21195699	\$4,070,000	\$3,472,921	4/2/15; 10/27/16	
283 Nicholasville, City of	SX21113027	\$926,257	\$906,446	4/2/15; 8/6/19	
284 Sanitation District #1	SX21117001	\$0	\$0	4/2/15	Request for funds withdrawn
285 Sanitation District #1	SX21117006	\$2,383,820	\$2,143,820 (c)	4/2/15	
286 Corbin, City of	SX21235117	\$9,691,600	\$8,684,115 (c)	5/7/15	
287 Frankfort, City of	SX21073063	\$0	\$0	5/7/15	Request for funds withdrawn
288 Frankfort, City of	SX21073066	\$1,570,000	\$1,570,000	5/7/15	
289 Frankfort, City of	SX21073067	\$2,950,000	\$1,315,385 (c)	5/7/15	
290 Frankfort, City of	SX21073062	\$1,630,000	\$1,320,000 (c)	5/7/15	
291 Glasgow, City of	SX21009018	\$5,298,000	\$5,298,000 (c)	5/7/15; 9/26/18	
292 Liberty, City of	SX21045002	\$5,660,000	\$4,609,082 (c)	5/7/15; 12/1/16	
293 Regional Water Resource Agency	SX21059033	\$7,282,500	\$8,007,500	6/4/15; 12/6/17	
294 Regional Water Resource Agency	SX21059045	\$1,425,000	\$979,067 (c)	6/4/15	
295 Regional Water Resource Agency	SX21059048	\$3,058,903	\$3,058,903 (c)	6/4/15; 2/2/17	
296 Fulton, City of	SX21075003	\$1,139,000	\$1,139,000 (c)	6/4/15	
297 Owingsville, City of	SX21011022	\$0	\$0	6/4/15	Request for funds withdrawn
Total		\$158,330,062	\$139,390,411		

		TOTAL PROJECT AMOUNT	KIA LOAN AMOUNT	DATE APPROVED	
PROJECTS APPROVED IN SFY 2016					
298	Eddyville, City of	SX21143007	\$1,484,500	\$1,398,134 (c)	7/2/15
299	Brodhead, City of	SX21203316	\$1,081,730	\$1,081,730 (c)	8/6/15
300	Hazard, City of	SX21193003	\$1,500,000	\$1,005,000 (c)	8/6/15; 8/4/16
301	Harrison Co Sanitation District	SX21097015	\$2,567,885	\$1,567,885 (c)	9/3/15
302	Elkhorn City, City of	SX21195018	\$3,429,811	\$597,939 (c)	9/3/15; 9/7/17
303	Mercer County Sanitation District	SX21167021	\$848,000	\$683,654 (c)	11/5/15
304	Prestonsburg, City of	SX21071210	\$1,581,824	\$1,581,824 (c)	11/5/15
305	Prestonsburg, City of	SX21071231	\$2,162,342	\$2,162,342 (c)	11/5/15
306	Prestonsburg, City of	SX21071235	\$1,952,900	\$1,764,919 (c)	11/5/15
307	Harrodsburg, City of	SX21167022	\$1,569,300	\$1,539,799 (c)	12/3/15
308	Morehead, City of	SX21205029	\$0	\$0	12/3/15
309	Morehead, City of	SX21205036	\$1,799,340	\$1,799,340 (c)	12/3/15
310	Southern Water & Sewer District	SX21071005	\$0	\$0	12/3/15
311	Regional Water Resource Agency	SX21059027	\$226,765	\$226,765 (c)	2/4/16; 4/7/16
312	Regional Water Resource Agency	SX21059039	\$0	\$0	2/4/16; 6/1/17
313	Regional Water Resource Agency	SX21059026	\$0	\$0	2/4/16; 6/1/17
314	Paducah McCracken County JSA	SX21145015	\$2,188,031	\$2,188,031 (c)	2/4/16
315	Hopkinsville, City of	SX21047028	\$1,500,000	\$1,500,000 (c)	3/3/16
316	Hawesville, City of	SX21091015	\$3,800,000	\$3,000,000	3/3/16
317	New Haven, City of	SX21179017	\$591,000	\$251,000	3/3/16
318	Prestonsburg, City of	SX21071007	\$328,261	\$328,261 (c)	3/3/16
319	Elizabethtown, City of	SX21093028	\$9,609,570	\$9,609,570 (c)	3/3/16
320	Salyersville, City of	SX21153003	\$370,484	\$370,484 (c)	4/7/16
321	Hodgenville, City of	SX21123005	\$970,000	\$753,630 (c)	5/5/16
322	Frankfort, City of	SX21073065	\$4,529,000	\$4,529,000	5/5/16
323	Regional Water Resource Agency	SX21059052	\$200,000	\$200,000 (c)	5/5/16
324	Butler, City of	SX21191007	\$1,080,574	\$1,080,574 (c)	6/2/16; 11/13/18
325	Marion, City of	SX21055006	\$587,200	\$587,200 (c)	6/2/16
326	Farmdale Sanitation District	SX21073082	\$321,753	\$321,753 (c)	6/2/16; 12/11/18
Total			\$46,280,270	\$40,128,833	
PROJECTS APPROVED IN SFY 2017					
327	Mountain Water District	SX21195696	\$0	\$0	8/4/16
328	Mountain Water District	SX21195025	\$299,398.88	\$299,399 (c)	8/4/16
329	Lexington-Fayette Urban Co Govt	SX21067050	\$1,286,628	\$1,286,628 (c)	9/1/16
330	Lexington-Fayette Urban Co Govt	SX21067002	\$0	\$0	9/1/16
331	Winchester, City of	SX21049028	\$1,472,980	\$1,249,088 (c)	10/27/16
332	Maysville, City of	SX21161025	\$4,000,000	\$4,000,000 (c)	10/27/16
333	Jackson, City of	SX21025008	\$1,173,000	\$593,000 (c)	10/27/16
334	Daviess County Fiscal Court	SX21059049	\$2,169,634	\$856,687 (c)	12/1/16
335	Louisa, City of	SX21127030	\$5,375,000	\$232,665 (c)	12/1/16
336	Frankfort, City of	SX21073073	\$2,041,000	\$2,041,000	2/2/17
337	Frankfort, City of	SX21073071	\$1,853,750	\$1,853,750	2/2/17
338	Frankfort, City of	SX21073078	\$1,954,500	\$1,954,500	2/2/17
339	Frankfort, City of	SX21073074	\$1,202,660	\$1,202,660	2/2/17
340	Frankfort, City of	SX21073075	\$2,175,965	\$2,175,965	2/2/17
341	Frankfort, City of	SX21073068	\$1,600,000	\$1,232,104 (c)	2/2/17
342	Louisville & Jefferson Co. MSD	SX21185053	\$6,675,000	\$6,300,000	2/2/17; 11/7/19
343	Williamsburg, City of	SX21235004	\$2,516,489	\$2,456,489 (c)	2/2/17
344	Stanton, City of	SX21197006	\$2,565,000	\$659,875 (c)	3/2/17
345	Benton, City of	SX21157020	\$1,762,666	\$1,762,666 (c)	5/4/17
346	Lexington-Fayette Urban Co Govt	SX21067057	\$9,969,585	\$9,969,585	5/4/17
347	Paducah McCracken JSA	SX21145023	\$9,100,000	\$7,210,832 (c)	6/1/17
Total			\$59,193,256	\$47,336,894	
PROJECTS APPROVED IN SFY 2018					
348	Augusta Regional Sewer Authority	SX21023005	\$13,497,000	\$6,797,000	10/5/17; 12/5/19
349	Regional Water Resource Agency	SX21059050	\$5,257,108	\$5,257,108 (c)	12/6/17
350	Marshall County Fiscal Court	SX21157035	\$3,066,988	\$2,745,363 (c)	2/1/18
351	Elkton, City of	SX21219014	\$378,158	\$378,158 (c)	2/1/18
352	Louisville & Jefferson Co. MSD	SX21185038	\$2,000,000	\$1,115,880 (c)	4/9/18; 11/7/19
353	La Grange Utilities Commission	SX21185059	\$3,323,700	\$3,323,700	4/9/18; 11/5/20
354	Pineville, City of	SX21013003	\$199,000	\$146,000	4/9/18
355	Paducah, City of	SX21145012	\$6,002,667	\$4,610,667	4/9/18
356	Paducah McCracken JSA	SX21035006	\$511,206	\$511,205.95 (c)	5/8/18
357	Marion, City of	SX21055006	\$13,405,790	\$9,006,590	6/12/18; 11/7/19
358	Regional Water Resource Agency	SX21059054	\$2,287,403	\$2,287,403 (c)	6/12/18; 06/18/19
Total			\$49,929,020	\$36,179,075	

		TOTAL PROJECT AMOUNT	KIA LOAN AMOUNT	DATE APPROVED		
PROJECTS APPROVED IN SFY 2019						
359	Regional Water Resource Agency	SX21059027	\$0	\$0 (c)	7/10/18	Request for funds withdrawn
360	Murray, City of	SX21035025	\$1,576,500	\$1,450,000 (c)	11/13/18	
361	Louisville & Jefferson Co. MSD	SX21111007	\$4,445,000	\$3,870,000	12/11/18	
362	Louisville & Jefferson Co. MSD	SX21111101	\$27,829,000	\$24,200,000	12/11/18; 8/6/19	
363	Corbin, City of	SX21121004	\$1,613,960	\$1,262,600	12/11/18	
364	Western Mason Sanitation District	SX21161006	\$89,830	\$89,830 (c)	12/11/18	
365	Lancaster, City of	SX21079019	\$324,000	\$324,000	1/8/19	
366	Burkesville, City of	SX21057002	\$251,000	\$251,000 (c)	2/7/19	
367	Bardstown, City of	SX21179029	\$8,490,647	\$6,471,088	2/7/19; 9/24/20	
368	La Center, City of	SX21007019	\$2,050,049	\$1,050,049	2/7/19	
369	Morehead, City of	SX21205037	\$3,650,000	\$4,500,000	3/7/19; 1/9/20	
370	Lincoln County Sanitation District	SX21137023	\$388,400	\$388,400	3/7/19	
371	Richmond, City of	SX21151054	\$13,524,021	\$13,142,000	4/4/19; 2/4/21	
372	Louisa, City of	SX21127030	\$4,028,166	\$3,795,500	5/7/19; 1/9/20	
373	Tompkinsville, City of	SX21171020	\$2,371,148	\$861,148	5/7/19	
374	Paducah McCracken Co JSA	SX21145027	\$5,193,000	\$5,193,000	5/7/19	
375	Paducah McCracken Co JSA	SX21145017	\$2,476,652	\$2,476,652	5/7/19	
376	Georgetown, City of	SX21209012	\$24,200,000	\$21,400,000	6/18/19; 2/4/21	
377	Regional Water Resource Agency	SX21059056	\$7,015,000	\$1,865,506 (c)	6/18/19	
378	Vanceburg, City of	SX21135010	\$3,031,000	\$1,131,000	6/18/19	
Total			\$112,547,373	\$93,721,773		
PROJECTS APPROVED IN SFY 2020						
379	Hopkinsville, City of	SX21047028	\$48,300,000	\$12,500,000	7/9/19; 1/7/21	
380	Elkton, City of	SX21219014	\$3,934,451	\$3,556,293	7/9/19	
381	Burkesville, City of	SX21057002	\$3,831,370	\$2,580,370	9/26/19	
382	Nicholasville, City of	SX21113028	\$910,000	\$910,000	9/26/19	
383	Mount Sterling, City of	SX21173075	\$525,000	\$525,000	11/7/19	(A1)
384	Kuttawa, City of	SX21143009	\$1,717,436	\$1,575,359 (c)	11/7/19; 5/7/20	
385	Smithland, City of	SX21139010	\$0	\$0 (c)	11/7/19	Request for funds withdrawn
386	Eddyville, City of	SX21143011	\$423,964	\$423,964	11/7/19	(A1)
387	Sebree, City of	SX21233027	\$1,821,655	\$910,828	11/7/19	
388	Lincoln County Sanitation District	SX21137023	\$4,956,500	\$3,018,100	12/5/19	
389	Northern Madison Co Sanitation District	SX21151022	\$928,000	\$730,000	12/5/19	
390	Hodgenville, City of	SX21123007	\$227,000	\$227,000	1/9/20	(A1)
391	Russell, City of	SX21089110	\$500,000	\$500,000	1/9/20	
392	Adair County Water District	SX21001004	\$2,104,870	\$2,104,870	3/5/20	
393	Paducah McCracken Co JSA	SX21145034	\$5,170,000	\$5,170,000	3/5/20	
394	Maysville, City of	SX21161028	\$850,000	\$850,000	5/7/20	
395	South Shore, City of	SX21089096	\$1,035,000	\$1,035,000	5/7/20	
396	Hart County Industrial Authority	SX21099026	\$2,353,442	\$853,442	5/7/20	
397	Morehead, City of	SX21205042	\$1,963,200	\$1,363,200	6/4/20	
398	McCreary County Water District	SX21147019	\$3,644,500	\$3,244,500	6/4/20	
Total			\$85,196,388	\$42,077,926		
PROJECTS APPROVED IN SFY 2021						
399	Pineville, City of	SX21013003	\$3,600,000	\$2,454,000	7/9/20	
400	Bedford, City of	SX21223013	\$1,819,000	\$909,500	7/9/20	
401	Calvert City, City of	SX21157039	\$2,908,500	\$2,908,500	8/6/20	
402	Dawson Springs, City of	SX21107025	\$2,408,000	\$1,000,000	8/6/20	
403	Lewisburg, City of	SX21141014	\$1,500,000	\$750,000	8/6/20	
404	Greenup Joint Sewer Agency	SX21089111	\$4,215,000	\$2,715,000	9/24/20	
405	Eddyville, City of	SX21143011	\$2,745,064	\$2,321,100	12/3/20	
406	Farmdale Water District	SX21073026	\$300,000	\$300,000	2/4/21	
407	Jackson, City of	SX21025009	\$1,017,000	\$1,017,000	2/4/21	
408	Whitesburg, City of	SX21133021	\$1,800,000	\$1,800,000	2/4/21	
409	Frankfort, City of	SX21073009	\$1,500,000	\$1,500,000	3/4/21	
410	Louisville & Jefferson Co. MSD	SX21111015	\$8,270,000	\$8,270,000	3/4/21	
411	Mount Sterling, City of	SX21173075	\$12,500,000	\$11,825,000	3/4/21	
412	Providence, City of	SX21233025	\$7,230,000	\$700,000	3/4/21	
Total			\$51,812,564	\$38,470,100		
GRAND TOTALS - COMMITMENTS			\$2,071,593,715	\$1,593,149,975		

bold, italics - pending board approval

(c) - Final amounts; Loan has been closed

(s) - Amount represented in the assistance agreement

(A1) - Planning and Design Loan

(+)-Const Amt; AA amnt represents Const + Plan & Design

**KENTUCKY INFRASTRUCTURE AUTHORITY
FEDERALLY ASSISTED WASTEWATER REVOLVING LOAN FUND ---- (FUND A2)
AMERICAN RECOVERY AND REINVESTMENT ACT OF 2009**

AVAILABLE FUNDS FFY 2009:

FEDERAL ARRA GRANT FUNDS	\$49,878,100
ADMINISTRATION (4%)	(\$1,995,124)
Transferred from Admin to Construction	<u>\$910,506</u>
NET ARRA FUNDS	<u><u>\$48,793,482</u></u>

	TOTAL PROJECT AMOUNT	KIA AMOUNT	FIRST USE FUNDS	DATE APPROVED
PROJECTS APPROVED IN SFY 2009:				
1 Sanitation District #1	\$395,000	\$395,000 (c)	\$395,000	6/4/09
2 Sanitation District #1	\$1,755,545	\$1,371,545 (c)	\$1,371,545	6/4/09; 1/7/10; 1/25/10
3 Sanitation District #1	\$1,578,539	\$1,474,916 (c)	\$1,474,916	6/4/09
4 Sanitation District #1	\$834,241	\$834,241 (c)	\$834,241	6/4/09
5 Lexington Fayette Urban Co Govt	\$2,620,000	\$2,620,000 (c)	\$2,620,000	6/25/09
6 Lexington Fayette Urban Co Govt	\$537,000	\$237,000 (c)	\$237,000	6/25/09
7 Louisa, City of	\$1,150,000	\$1,139,716 (c)	\$1,139,716	6/25/09
8 Pineville, City of	\$2,193,000	\$2,193,000 (c)	\$2,193,000	6/25/09; 1/7/10
9 Shepherdsville, City of	\$8,500,000	\$3,000,000 (c)	\$3,000,000	6/25/09
TOTALS	<u>\$19,563,325</u>	<u>\$13,265,418</u>	<u>\$13,265,418</u>	
PROJECTS APPROVED IN SFY 2010:				
10 Calvert City, City of	\$1,083,128	\$986,831 (c)	\$986,831	7/9/09; 1/7/10
11 Princeton, City of	\$2,475,000	\$1,103,744 (c)	\$1,103,744	7/9/09; 2/4/10
12 Northern Madison Co Sanitation District	\$510,000	\$510,000 (c)	\$510,000	8/6/09
13 Kentucky Horse Park	\$1,950,000	\$950,000 (c)	\$950,000	8/6/09
14 Sanitation District #4 of Boyd County	\$475,000	\$400,000 (c)	\$400,000	8/6/09
15 Ashland, City of	\$250,252	\$246,646 (c)	\$246,646	8/20/09; 1/25/10
16 Covington, City of	\$1,200,000	\$1,197,390 (c)	\$1,197,390	8/20/09
17 Bowling Green, City of	\$134,996	\$134,996 (c)	\$134,996	8/20/09
18 Frankfort, City of	\$962,035	\$800,000 (c)	\$800,000	8/20/09
19 Wilder, City of	\$215,889	\$114,302 (c)	\$114,302	9/3/09; 1/25/10
20 Richmond, City of	\$125,000	\$125,000 (c)	\$125,000	9/3/09
21 Maysville, City of	\$2,000,000	\$500,000 (c)	\$500,000	9/3/09
22 Prestonsburg, City of	\$4,530,405	\$2,670,000 (c)	\$2,670,000	10/1/09
23 Kentucky Department of Parks	\$500,000	\$500,000 (c)	\$500,000	10/1/09
24 Kentucky Department of Parks	\$358,008	\$355,867 (c)	\$355,867	10/1/09; 1/25/10
25 Kentucky Department of Parks	\$1,457,402	\$1,331,773 (c)	\$1,331,773	10/1/09; 1/25/10
26 Morehead, City of	\$801,203	\$801,203 (c)	\$801,203	10/1/09
27 Morehead, City of	\$1,293,013	\$1,293,013 (c)	\$1,293,013	10/1/09
28 Winchester, City of	\$693,000	\$600,000 (c)	\$600,000	10/1/09
29 Russellville, City of	\$952,300	\$799,967 (c)	\$799,967	10/1/09
30 Kuttawa, City of	\$530,000	\$300,000 (c)	\$300,000	10/1/09
31 Paintsville, City of	\$1,400,000	\$1,150,000 (c)	\$1,150,000	10/1/09
32 Louisville & Jefferson Co. Metro. Sewer Dist.	\$17,500,000	\$5,000,000 (c)	\$5,000,000	10/1/09
33 Falmouth, City of	\$611,898	\$611,898 (c)	\$611,898	10/1/09; 11/12/09
34 Calvert City, City of	\$850,000	\$816,069 (c)	\$816,069	10/1/09; 12/16/09
35 Sacramento, City of	\$750,000	\$749,991 (c)	\$749,991	10/1/09
36 Grant Co. Sanitary Sewer Dist.	\$2,114,713	\$433,176 (c)	\$433,176	10/1/09; 3/1/12
37 Mayfield, City of	\$975,000	\$975,000 (c)	\$975,000	10/1/09
38 Warsaw, City of	\$3,927,907	\$2,146,907 (c)	\$2,146,907	11/12/09; 2/4/10; 5/9/12
39 Madisonville, City of	\$3,800,000	\$3,800,000 (c)	\$3,800,000	11/12/09
40 Meade Co Riverport Authority	\$482,642	\$482,642 (c)	\$482,642	12/3/09; 1/25/10
41 Troublesome Creek Env Authority	\$3,425,000	\$1,500,000 (c)	\$1,500,000	12/3/09
42 Ohio Co Regional Waste Water District	\$465,303	\$465,303 (c)	\$465,303	12/3/09; 1/25/10; 2/17/11
43 Mountain Water District	\$750,000	\$749,903 (c)	\$749,903	12/3/09; 2/4/10
44 West Liberty, City of	\$3,937,950	\$926,445 (c)	\$926,445	5/5/11; revised from base fdg
TOTALS	<u>\$63,487,044</u>	<u>\$35,528,064</u>	<u>\$35,528,064</u>	
GRAND TOTALS - COMMITMENTS	<u>\$83,050,369</u>	<u>\$48,793,482</u>	<u>\$48,793,482</u>	
BALANCE AVAILABLE FOR LOAN			<u>\$0</u>	

bold, italics - pending board approval

(c) - Final amounts; Loan has been closed

(s) - Amount represented in the assistance agreement

**KENTUCKY INFRASTRUCTURE AUTHORITY
INFRASTRUCTURE REVOLVING LOAN FUND ----- (FUND B)**

TOTAL AUTHORIZATIONS FYS 1989-90:	\$20,000,000
TOTAL AUTHORIZATIONS FYS 1991-92:	\$14,000,000
TOTAL AUTHORIZATIONS FYS 1993-94:	\$15,000,000
TOTAL DEAUTHORIZATION FYS 1995-96:	(\$3,504,592)

TOTAL 1989-2014: \$45,495,408

**Revolving Available to Loan/Grant Before
Current Meeting \$3,793,400**

	TOTAL INFRASTRUCTURE AMOUNT	KIA Grnt/Prin Forg AMOUNT	KIA Loan AMOUNT	GENERATED PRIVATE INVESTMENT	JOBS CREATED	DATE APPROVED	COMMENTS
PROJECTS APPROVED IN FY 1989:							
1	WILMORE, CITY OF	\$1,059,938		\$407,770 (c)	\$13,700,000	257	12-21-88
2	AUBURN, CITY OF	\$2,175,540		\$1,475,540 (c)	\$2,225,000	96	12-21-88
3	SOMERSET, CITY OF	\$2,402,764		\$1,500,000 (c)	\$75,000,000	326	12-21-88
4	HENRY COUNTY	\$775,627		\$287,984 (c)	\$4,380,000	210	03-22-89 (REAP. 1-31-91 & AMD. 6-20-91)
5	GRAVES COUNTY	\$3,717,000		\$3,717,000 (c)	\$31,037,070	600	05-03-89
	TOTALS	\$10,130,869		\$7,388,294	\$126,342,070	1,489	
PROJECTS APPROVED IN FY 1990:							
6	LAWRENCEBURG, CITY OF	\$301,000		\$86,114 (c)	\$426,187	30	08-07-89
7	LEITCHFIELD, CITY OF	\$1,296,200		\$699,674 (c)	\$2,470,000	200	08-07-89
8	LIBERTY, CITY OF	\$319,573		\$163,822 (c)	\$1,533,133	140	08-07-89
9	BEREA, CITY OF	\$1,200,000		\$340,000 (c)	\$0	750	08-07-89
10	GAMALIEL, CITY OF	\$2,040,263		\$490,425 (c)	\$2,000,000	125	09-27-89 (REAP. 3-28-91 & AMD. 6-26-92)
11	GRAYSON, CITY OF (1)	\$1,875,000		\$1,000,000 (c)	\$10,000,000	300	12-13-89
12	LEBANON JUNCTION, CITY OF	\$701,900		\$148,649 (c)	\$7,500,000	200	04-25-90
13	MT. VERNON, CITY OF	\$864,347		\$456,480 (c)	\$20,000,000	154	04-25-90 (AMD. 3-28-91)
14	RUSSELLVILLE, CITY OF	\$1,591,673		\$1,434,750 (c)	\$0	0	04-25-90
	TOTALS	\$10,189,956		\$4,819,914	\$43,929,320	1,899	
PROJECTS APPROVED IN FY 1991:							
15	RICHMOND, CITY OF	\$1,508,300		\$250,000 (c)	\$1,500,000	100	09-26-90
16	WARREN COUNTY W.D. (Chg)	\$638,035		\$229,035 (c)	\$14,000,000	280	09-26-90
17	LAUREL COUNTY FISCAL COURT	\$964,742		\$319,969 (c)	\$2,900,000	74	09-26-90
18	MOUNTAIN WATER DISTRICT (Mtn. Top E	\$890,977		\$186,711 (c)	\$2,250,000	500	11-19-90
19	MONTICELLO, CITY OF (1)	\$336,450		\$366,293 (c)	\$2,300,000	432	06-20-91
20	JEFFERSON COUNTY / KROGER	\$1,425,575		\$1,310,251 (c)	\$23,950,000	101	06-20-91 (AMD. 3-17-93)
	TOTALS	\$5,764,079		\$2,662,259	\$46,900,000	1,487	
PROJECTS APPROVED IN FY 1992:							
21	NEWPORT, CITY OF	\$4,017,704		\$2,931,899 (c)	\$2,931,899	220	09-16-91 (AMD. 7-23-92; 6-29-94; 12/9/04)
22	HODGENVILLE, CITY OF	\$125,900		\$114,931 (c)	\$400,000	16	11-01-91
23	SCOTTSDALE, CITY OF	\$4,252,173		\$2,660,800 (c)	\$0	260	12-04-91
24	MONTICELLO, CITY OF (2)	\$2,610,040		\$1,495,628 (c)	\$0		12-04-91
25	WARREN COUNTY WATER DISTRICT (W	\$121,000		\$92,809 (c)	\$32,000,000	200	02-25-92
26	WARREN COUNTY WATER DISTRICT (S	\$297,000		\$203,233 (c)	\$0		02-25-92
27	LIVERMORE, CITY OF	\$86,039		\$86,039 (c)	\$0	12	06-26-92
	TOTALS	\$11,509,856		\$7,585,339	\$35,331,899	708	
PROJECTS APPROVED IN FY 1993:							
28	MARION, CITY OF	\$1,218,460		\$379,510 (c)	\$1,412,000	40	12-17-92
29	DAVIESS COUNTY FISCAL COURT	\$1,765,510		\$1,634,610 (c)	\$340,000,000	280	01-29-93
30	COVINGTON, CITY OF	\$516,140		\$460,327 (c)	\$18,000,000	500	01-29-93
31	HOPKINSVILLE, CITY OF	\$8,688,679		\$5,000,000 (c)	\$0	500	05-05-93 (REAP. 3-31-95)
	TOTALS	\$12,188,789		\$7,474,447	\$359,412,000	1,320	
PROJECTS APPROVED IN FY 1994:							
32	GRAYSON, CITY OF (2)	\$1,712,759		\$1,412,759 (c)	\$0	155	08-31-93
33	PIKEVILLE, CITY OF	\$5,037,889		\$611,397 (c)	\$4,396,000	93	08-31-93
34	LANCASTER, CITY OF	\$1,710,420		\$781,462 (c)	\$0	100	09-29-93
35	GALLATIN COUNTY	\$4,089,434		\$4,000,000 (c)	\$400,089,434	400	09-29-93 (AMD. 6-29-94, REAP. 3-31-95)
36	CAMPBELLSVILLE, CITY OF	\$4,905,000		\$1,905,000 (s)	\$0	295	12-05-95 (REAP.) (AMD. 7-13-98)
	TOTALS	\$38,849,110		\$21,645,392	\$781,897,434	3,363	
PROJECTS APPROVED IN FY 1995:							
30	HENDERSON, CITY OF (phase 1)	\$7,445,372		\$3,188,731 (c)	\$0	1,500	08-30-94 (AMD. 7-5-96)
	(phase 2)			\$581,512 (c)	\$0		08-30-94
* 31	WEBSTER COUNTY WATER DISTRICT	\$1,268,460		\$638,000 (c)	\$0	58	05-30-95
	TOTALS	\$8,713,832		\$4,408,243	\$0	1,558	
PROJECTS APPROVED IN FY 1996:							
* 32	OAK GROVE, CITY OF	\$787,990		\$498,295 (c)	\$0	134	05-14-96
33	MOUNT STERLING, CITY OF	\$2,467,009		\$2,467,009 (c)	\$0	400	05-14-96
	TOTALS	\$3,254,999		\$2,965,304	\$0	534	
PROJECTS APPROVED IN FY 1997:							
34	CORBIN, CITY OF	\$583,878		\$300,000 (c)	\$0	30	8-29-96
42	GRAVES CO WATER DISTRICT	\$1,028,000		\$528,000 (c)	\$0	95	12-4-96; 4/4/13 REAP 9-1-98; assumed from Hickory
	TOTALS	\$1,611,878		\$828,000	\$0	125	

		TOTAL INFRASTRUCTURE AMOUNT	KIA Grnt/Prin Forg AMOUNT	KIA Loan AMOUNT	GENERATED PRIVATE INVESTMENT	JOBS CREATED	DATE APPROVED	COMMENTS
PROJECTS APPROVED IN FY 1998:								
*	42	PRESTONSBURG, CITY OF	\$4,392,500	\$600,000 (c)	\$0	77	2-26-98	\$50M inc. app. 2-5-99
*	43	PAINTSVILLE, CITY OF	\$8,070,950	\$1,772,800 (c)	\$0	400	2-26-98	(REAP. 12-10-99)
		TOTALS	\$12,463,450	\$2,372,800	\$0	477		
PROJECTS APPROVED IN FY 1999:								
*	44	HARDINSBURG, CITY OF	\$5,239,680	\$131,231 (c)	\$0	14	7-13-98	
*	45	PRESTONSBURG, CITY OF	\$1,591,200	\$795,600 (c)	\$0	400	4-27-99	
		TOTALS	\$6,830,880	\$926,831	\$0	414		
PROJECTS APPROVED IN FY 2000:								
*	46	GALLATIN CO WATER DISTRICT	\$1,100,000	\$744,796 (c)	\$95,000,000	130	09/01/1999;	AMD 4/4/00
*	47	CARROLTON, CITY OF (CELOTEX)	\$184,300	\$112,200 (c)	\$75,000,000	122	12/10/1999;	AMD 9/1/01
		TOTALS	\$1,284,300	\$856,996	\$170,000,000	122		
PROJECTS APPROVED IN FY2005:								
*	48	UNION COUNTY FISCAL COURT	\$1,550,000	\$0	\$0	NA	11/04/2004	commitment expired
*	40	OWENTON, CITY OF	\$736,890	\$0	\$0	NA	11/04/2004	commitment expired
*	41	HART CO FISCAL COURT	\$3,192,000	\$2,170,999 (c)	\$0	NA	03/03/2005	
*	42	BOONE COUNTY WATER DISTRICT	\$3,548,148	\$2,506,118 (c)	\$0	NA	6/2/05; 7/1/10	assumed from Boone Co FC
		TOTALS	\$9,027,038	\$4,677,117	\$0			
PROJECTS APPROVED IN FY2006:								
*	43	GRAVES CO WATER DISTRICT	\$596,776	\$596,776 (c)	\$0	NA	1/2005; 7/26/06; 10/2/08	Assumed from Fancy Farm WD
*	44	GRAVES CO WATER DISTRICT	\$152,176	\$152,176 (c)	\$0	NA	9/1/2005; 10/2/08	Assumed from Fancy Farm WD
*	45	WESTERN MASON SANITATION DIST	\$4,644,000	\$560,272 (c)	\$0	NA	12/01/2005	
*	46	BONNIEVILLE, CITY OF	\$3,160,000	\$0	\$0	NA	12/01/2005	commitment expired
*	47	Elkton, City of	\$808,000	\$808,000 (c)	\$0	NA	03/02/2006	
*	48	MT VERNON, CITY OF	\$2,055,000	\$945,000 (c)	\$0	NA	05/04/2006	
		TOTALS	\$11,415,953	\$3,062,225	\$0			
PROJECTS APPROVED IN FY2007:								
*	49	GUTHRIE, CITY OF	\$0	\$0	\$0	NA	08/03/2006	Withdrawn
*	50	OWINGSVILLE, CITY OF	\$4,367,250	\$797,250 (c)	\$0	NA	06/10/01/2009	338,997 In; 50,000 grant
*	51	JAMESTOWN, CITY OF	\$13,065,000	\$3,588,700 (c)	\$0	NA	12/07/2006	3,038,700 In; 550,000 grant
*	52	CONNECTGRADD	\$2,400,000	\$837,856 (c)	\$0	NA	02/08/2007	broadband
*	53	ALBANY, CITY OF	\$7,366,000	\$749,947 (c)	\$0	NA	05/10/2007	EO 2007-298 GF
*	54	GRAVES CO WATER DISTRICT	\$849,154	\$849,154 (c)	\$0	NA	5/10/2007; 10/2/08	S Graves WD
		TOTALS	\$28,047,403	\$6,822,906	\$0			
PROJECTS APPROVED IN FY2008:								
*	55	CAVELAND ENVIRONMENTAL	\$2,910,000	\$125,000 (c)	\$0	NA	09/06/2007	sewer
*	56	HOPKINSVILLE ELECT & EN NET	\$3,000,000	\$3,000,000 (c)	\$0	NA	10/04/2007	fiber optic communications
*	57	MARION CO WATER DISTRICT	\$750,000	\$340,000 (c)	\$0	NA	10/04/2007	water
*	58	WILLIAMSBURG, CITY OF	\$3,237,440	\$400,000 (c)	\$0	NA	10/04/2007	water
*	59	LOGAN TODD REG WAT COMM	\$1,500,000	\$400,000 (c)	\$0	NA	11/01/2007	water
*	60	BURGIN, CITY OF	\$50,000	\$50,000 (c)	\$0	NA	11/01/2007	water
*	61	PRESTONSBURG, CITY OF	\$2,700,000	\$2,700,000	\$0	NA	12/06/2007	purchase Auxier Water
*	62	GLASGOW, CITY OF	\$1,200,000	\$1,200,000 (c)	\$0	NA	2/7/2008; 10/9/08	broadband
*	63	LANCASTER, CITY OF	\$690,000	\$490,000 (c)	\$0	NA	03/06/2008	sewer
*	64	WHITLEY CO WATER DISTRICT	\$2,708,000	\$932,800 (c)	\$0	NA	3/6/08; 7/27/11	water
*	65	HINDMAN, CITY OF	\$500,000	\$500,000 (c)	\$0	NA	04/03/2008	water
*	66	WALTON, CITY OF	\$4,000,000	\$1,000,000 (c)	\$0	NA	06/05/2008	sewer
		TOTALS	\$23,245,440	\$11,137,800	\$0			
PROJECTS APPROVED IN FY2009:								
*	67	CARROLLTON, CITY OF	\$2,949,731	\$867,091 (c)	\$0	NA	8/7/08; 12/8/11	sewer
*	68	LOUISA, CITY OF	\$1,075,000	\$972,330 (c)	\$0	NA	08/07/2008	sewer
*	69	PRESTONSBURG, CITY OF	\$841,000	\$841,000 (c)	\$0	NA	10/02/2008	water meters
*	70	LEBANON, CITY OF	\$1,119,707	\$582,883 (c)	\$0	NA	12/04/2008	water
*	71	MuniNet	\$2,500,000	\$2,500,000 (c)	\$0	NA	06/25/09; 4/7/11	broadband; assumed from Murray
*	72	PINEVILLE, CITY OF	\$0	\$0	\$0	NA	06/25/2009	sewer - withdrawn 9/24/09
		TOTALS	\$8,485,438	\$5,763,304	\$0			
PROJECTS APPROVED IN FY2010:								
*	73	Prestonsburg, City of	\$2,670,000	\$0	\$0	NA	10/01/2009	sewer
*	74	Falmouth, City of	\$564,835	\$564,835 (c)	\$0	NA	10/01/2009	sewer
*	75	Louisville and Jefferson County MSD	\$500,000	\$500,000 (c)	\$0	NA	2/4/10; 12/3/20	sewer - assumed 12/3/20
*	76	Hart Co Industrial Authority	\$2,300,000	\$999,811 (c)	\$3,000,000	40	02/04/2010	sewer
*	77	Marshall Co. Fiscal Court	\$1,075,000	\$275,000 (c)	\$0	NA	6/3/10; 12/6/12	80% grant/ 20% loan
		TOTALS	\$7,109,835	\$800,000	\$2,339,646	\$3,000,000	40	

	TOTAL INFRASTRUCTURE AMOUNT	KIA Grnt/Prin Forg AMOUNT	KIA Loan AMOUNT	GENERATED PRIVATE INVESTMENT	JOBS CREATED	DATE APPROVED	COMMENTS
PROJECTS APPROVED IN FY2011:							
78	Louisville and Jefferson County MSD	\$500,000	\$0	\$500,000 (c)	\$0 NA	8/5/10; 12/3/20	sewer - assumed 12/3/20
79	Greenville, City of	\$1,226,500	\$0	\$1,226,500 (c)	\$0 NA	10/14/10;10/25/13	sewer
80	Marion, City of	\$2,100,000	\$0	\$1,175,526 (c)	\$0 NA	10/14/2010	water
81	Princeton, City of	\$430,645	\$0	\$401,674 (c)	\$0 NA	10/14/10; 7/11/11	sewer
82	Bracken Co Water District	\$475,000	\$380,000	\$95,000 (c)	\$0 NA	12/09/2010	water
83	Caneyville, City of	\$445,000	\$0	\$110,000 (c)	\$0 NA	12/09/2010	sewer
84	Crab Orchard, City of	\$1,660,000	\$400,000	\$409,999 (c)	\$0 NA	12/09/2010	water
85	Flatwoods, City of	\$887,500	\$514,800	\$128,700 (c)	\$0 NA	2/3/2011; 8/2/12	
86	Graves County Water District	\$1,111,266	\$220,000	\$780,000 (c)	\$0 NA	02/03/2011	
87	Mt. Washington, City of	\$700,000	\$560,000	\$140,000 (c)	\$0 NA	02/03/2011	
88	White Plains, City of	\$657,000	\$525,600	\$131,400 (c)	\$0 NA	02/03/2011	
89	Beattyville, City of	\$675,000	\$140,000	\$35,000 (c)	\$0 NA	03/03/2011	water
90	Elkton, City of	\$141,700	\$0	\$136,761 (c)	\$0 NA	03/03/2011	water
91	Nicholas County Sanitation District	\$2,641,000	\$0	\$550,000 (c)	\$0 NA	03/03/2011	sewer
92	North McLean Co WD	\$737,871	\$200,000	\$50,000 (c)	\$0 NA	03/03/2011	water
93	MuniNet	\$2,031,370	\$0	\$2,031,370 (c)	\$0 NA	04/07/2011	broadband
TOTALS	\$16,419,852	\$2,940,400	\$7,901,930	\$0	0		
PROJECTS APPROVED IN FY2012:							
94	Crittenden-Livingston Water District	\$300,000	\$0	\$300,000 (c)	\$0 NA	08/04/2011	water
95	Lewisburg, City of	\$0	\$0	\$0	\$0 NA	03/01/2012	water - withdrawn 12/2/13
96	Olive Hill, City of	\$505,000	\$0	\$505,000 (c)	\$0 NA	03/01/2012	water
97	Mount Olivet, City of	\$1,100,000	\$0	\$350,000 (c)	\$0 NA	04/12/2012	water
98	Nebo Water District	\$92,000	\$0	\$92,000 (c)	\$0 NA	06/07/2012	water - WX21107002
TOTALS	\$1,997,000	\$0	\$1,247,000	\$0	0		
PROJECTS APPROVED IN FY2013:							
99	East Pendleton Water District	\$160,000	\$0	\$160,000 (c)	\$0 NA	08/02/2012	water WX21191002
100	Marion County Water District	\$548,180	\$0	\$548,180 (c)	\$0 NA	08/02/2012	water - WX21155031
101	Symsonia Water District	\$924,016	\$0	\$327,103 (c)	\$0 NA	8/2/12; 12/4/14	water - WX21083055
102	Scottsville, City of	\$716,000	\$0	\$261,068 (c)	\$0 NA	08/02/2012	sewer - SX21003032
103	South Shore, City of	\$2,082,411	\$0	\$1,882,411 (c)	\$0 NA	8/2/12; 4/2/15	purchase water system; WX21089067
104	City of Elkton	\$346,243	\$0	\$346,243 (c)	\$0 NA	3/7/13;10/25/13	water - WX21219030
105	Bullitt Co Sanitation District	\$89,217	\$84,756	\$4,461 (c)	\$0 NA	03/07/2013	sewer - SX21029031
106	Pineville, City of	\$1,380,000	\$0	\$1,380,000 (c)	\$0 NA	04/04/2013	water - WX21013926
107	Green River Valley Water District	\$1,287,000	\$0	\$1,287,000 (c)	\$0 NA	4/4/13; 6/4/15	water - WX21099037
108	Burkesville, City of	\$1,500,000	\$0	\$500,000 (c)	\$0 NA	05/02/2013	sewer - SX21057003
109	Scottsville, City of	\$2,093,465	\$0	\$1,138,509 (c)	\$0 NA	05/02/2013	sewer - SX21003027
TOTALS	\$11,126,532	\$84,756	\$7,834,975	\$0	0		
PROJECTS APPROVED IN FY2014:							
110	Paradise Park Reg Industrial Dev Auth	\$853,585	\$0	\$339,409 (c)	\$0 NA	09/05/2013	water - WX21177029
111	US 60 Water District	\$1,605,810	\$0	\$1,300,000 (c)	\$0 NA	09/05/2013	water - WX21211033
112	Greensburg, City of	\$83,813	\$0	\$83,813	\$0 NA	02/06/2014	water - WX21087018
113	Edmonton, City of	\$174,907	\$0	\$174,907 (c)	\$0 NA	02/06/2014	water - WX21169031
114	Dawson Springs, City of	\$450,000	\$0	\$284,361 (c)	\$0 NA	03/06/2014	water - WX21107035
115	Wickliffe, City of	\$54,385	\$0	\$54,385 (c)	\$0 NA	03/06/2014	water - WX21007006
116	Lebanon Junction, City of	\$296,058	\$0	\$296,058 (c)	\$0 NA	4/3/14; 9/3/15	sewer - SX21029032
117	Grand Rivers, City of	\$263,000	\$0	\$263,000 (c)	\$0 NA	04/03/2014	water - WX21139017
118	Mount Olivet, City of	\$0	\$0	\$0	\$0 NA	04/03/2014	sewer - SX21201007 - withdrawn 2014
119	Hickman, City of	\$0	\$0	\$0	\$0 NA	04/03/2014	water - WX21075017 - withdrawn 8/20/14
120	London, City of	\$1,100,300	\$0	\$1,100,300 (c)	\$0 NA	05/01/2014	sewer - SX21125004
121	Greenup Joint Sewer Agency	\$1,940,465	\$0	\$1,940,465 (c)	\$0 NA	06/26/2014	sewer - SX21089072
122	Greensburg, City of	\$0	\$0	\$0	\$0 NA	06/26/2014	water - WX21087008 - withdrawn 2/20/14
TOTALS	\$6,822,323	\$0	\$5,836,699	\$0	0		
PROJECTS APPROVED IN FY2015:							
123	Hustonsville, City of	\$544,451	\$0	\$544,451 (c)	\$0 NA	9/4/14; 10/1/15	water - WX21137046
124	Bracken Co Water District	\$358,000	\$0	\$358,000 (c)	\$0 NA	12/04/2014	water - WX21023045
125	Northern Kentucky Water District	\$1,727,112	\$0	\$1,392,195 (c)	\$0 NA	02/05/2015	water - WX21117002
126	Cattlettsburg, City of	\$270,000	\$0	\$270,000 (c)	\$0 NA	02/05/2015	sewer - SX21019076
127	Barbourville, City of	\$0	\$0	\$0	\$0 NA	04/02/2015	water - WX21121007 - withdrawn 4/13/16
128	US 60 Water District	\$2,326,000	\$0	\$1,721,905 (c)	\$0 NA	06/04/2015	water - WX21211033
129	McLean County Regional Water Commissic	\$10,992,089	\$0	\$2,500,936	\$0 NA	06/04/2015	water - WX21149042
TOTALS	\$16,217,652	\$0	\$6,787,487	\$0	0		
PROJECTS APPROVED IN FY2016:							
130	Louisville and Jefferson County MSD	\$175,000	\$0	\$87,430 (c)	\$0 NA	7/2/15; 12/3/20	sewer - SX21029030 - assumed 12/3/20
131	Muhlenberg County Water District #3	\$391,000	\$0	\$250,000	\$0 NA	07/02/2015	water - WX21177038
132	Jeffersonville, City of	\$307,160	\$0	\$307,160 (c)	\$0 NA	08/06/2015	water - WX21173112
133	Pineville, City of	\$280,791	\$0	\$280,791 (c)	\$0 NA	08/06/2015	sewer - SX21013004
134	Martin, City of	\$0	\$0	\$0 (c)	\$0 NA	09/03/2015	sewer - SX21071008 - rescinded 2/27/17
135	Perry County Fiscal Court	\$350,000	\$50,000	\$300,000 (c)	\$0 NA	11/05/2015	water - WX21193029
136	Reid Village Water District	\$350,000	\$0	\$350,000 (c)	\$0 NA	02/04/2016	water - WX21173139
137	Morganfield, City of	\$213,287	\$0	\$213,287 (c)	\$0 NA	05/05/2016	sewer - SX21225006
138	Lewisport, City of	\$267,500	\$0	\$267,500 (c)	\$0 NA	6/2/16; 2/2/17	water - WX21091098
139	Elkhorn City, City of	\$402,060	\$0	\$402,060 (c)	\$0 NA	06/02/2016	sewer - SX21195018
140	Lancaster, City of	\$204,890	\$0	\$204,890 (c)	\$0 NA	06/02/2016	sewer - SX21079017
TOTALS	\$2,941,689	\$50,000	\$2,663,119	\$0	0		

	TOTAL INFRASTRUCTURE AMOUNT	KIA Grnt/Prin Forg AMOUNT	KIA Loan AMOUNT	GENERATED PRIVATE INVESTMENT	JOBS CREATED	DATE APPROVED	COMMENTS
PROJECTS APPROVED IN FY2017:							
141	Hustonsville, City of	\$75,639	\$0	\$75,639 (c)	\$0 NA	08/04/2016	water - WX21137050
142	Lawrenceburg, City of	\$1,985,000	\$0	\$909,582 (c)	\$0 NA	08/04/2016	sewer - SX21005006
143	Calvert City, City of	\$576,113	\$0	\$463,537 (c)	\$0 NA	09/01/2016	water - WX21157017
144	Northeast Woodford County Water District	\$400,000	\$0	\$400,000	\$0 NA	10/27/2016	water - WX21239032
145	New Castle, City of	\$890,000	\$0	\$428,913.77 (c)	\$0 NA	12/01/2016	sewer/water - SX21103012/WX21103059
146	Bardstown, City of	\$1,220,499	\$0	\$1,220,499 (c)	\$0 NA	12/1/16; 5/4/17	water - WX21179030
147	Bowling Green, City of	\$2,000,000	\$0	\$2,000,000 (c)	\$0 NA	12/01/2016	water - WX21227076
148	South Hopkins Water District	\$765,000	\$0	\$765,000	\$0 NA	03/02/2017	water - WX21107052
149	Bardstown, City of	\$1,123,048	\$0	\$1,123,048 (c)	\$0 NA	5/4/17; 3/1/18	water - WX21179031
150	Mayfield, City of	\$728,073	\$0	\$728,073 (c)	\$0 NA	06/01/2017	sewer/water - SX21083058/WX21083041
151	Regional Water Resource Agency	\$258,706.89	\$0	\$258,706.89 (c)	\$0 NA	06/01/2017	sewer - SX21059039
152	Regional Water Resource Agency	\$417,101	\$0	\$417,101 (c)	\$0 NA	06/01/2017	sewer - SX21059026
TOTALS		\$10,439,180	\$0	\$8,790,100	\$0	0	
PROJECTS APPROVED IN FY2018:							
153	Guthrie, City of	\$1,163,825	\$0	\$1,163,825	\$0 NA	10/05/2017	sewer/water - SX21219022/WX21219008
154	Elkhorn Water District	\$880,000	\$0	\$850,000	\$0 NA	10/05/2017	water - WX21073021
155	Lewisburg, City of	\$250,000	\$0	\$250,000	\$0 NA	12/06/2017	sewer - SX21141014
156	Albany, City of	\$515,000	\$0	\$53,000 (c)	\$0 NA	02/01/2018	water - WX21053014
157	Flemingsburg, City of	\$416,820	\$0	\$132,046 (c)	\$0 NA	02/01/2018	sewer - SX21069019
158	Kentucky Dept of Parks - Taylorsville Lake	\$856,000	\$0	\$788,550 (c)	\$0 NA	02/01/2018	sewer - SX21215005
159	Cannonsburg Water District	\$85,000	\$0	\$57,271 (c)	\$0 NA	06/12/2018	water - WX21089035
160	Hopkinsville Electric System	\$4,300,000	\$0	\$2,500,000 (c)	\$0 NA	06/12/2018	broadband
161	Marion County Water District	\$950,000	\$0	\$950,000 (c)	\$0 NA	06/12/2018	water - WX21155022
TOTALS		\$9,416,645	\$0	\$6,744,691	\$0	0	
PROJECTS APPROVED IN FY2019:							
162	Calvert City, City of	\$610,800	\$0	\$470,288 (c)	\$0 NA	09/26/2018	water - WX21035006
163	Mount Washington, City of	\$1,599,630	\$0	\$1,599,630 (c)	\$0 NA	09/26/2018	water - WX21029293
164	Murray, City of	\$4,592,253	\$0	\$1,500,000 (c)	\$0 NA	11/13/2018	water - WX21035037
165	Laurel County Water District #2	\$1,775,000	\$0	\$445,000 (c)	\$0 NA	11/13/2018	water - WX21125020
166	Warren County Water District	\$3,056,000	\$0	\$2,000,000	\$0 NA	12/11/2018	sewer - SX21227082
167	Hickman, City of	\$397,000	\$0	\$397,000 (c)	\$0 NA	04/04/2019	water - WX21075020
TOTALS		\$12,030,683	\$0	\$6,411,918	\$0	0	
PROJECTS APPROVED IN FY2020:							
168	Mayfield, City of	\$2,221,117	\$0	\$2,221,117	\$0 NA	08/06/2019	sewer/water - SX21083047, SX21083061, SX21083055, WX21083021
169	Hyden-Leslie County Water District	\$2,835,000	\$0	\$2,835,000	\$0 NA	11/7/19; 2/4/21	water - WX21131111
170	Hazard, City of	\$2,980,000	\$0	\$596,000	\$0 NA	11/07/2019	gas - no project number
171	Flemingsburg, City of	\$258,015	\$0	\$77,405	\$0 NA	03/05/2020	water - WX21069039
TOTALS		\$8,294,132	\$0	\$5,729,522	\$0	0	
PROJECTS APPROVED IN FY2021:							
172	Bardstown, City of	\$1,472,400	\$0	\$1,472,400	\$0 NA	08/06/2020	sewer - SX21179030
173	Western Pulaski Water District	\$1,865,000	\$0	\$1,146,000	\$0 NA	09/24/2020	water - WX21199136
TOTALS		\$3,337,400	\$0	\$2,618,400	\$0	0	
GRAND TOTALS		\$309,166,194	\$3,875,156	\$160,302,659	\$1,566,812,723	\$13,536	

bold, italics - pending board approval

* Bonds have not been sold for these projects

+ Projects were funded under the master note

(c) - Final amounts; Loan has been closed

(s) - Amount represented in the assistance agreement

TOTAL AUTHORIZATION FYS 1991-94	\$6,000,000
TOTAL DEAUTHORIZATION FYS 95-96	(\$78,822)
TOTAL AUTHORIZATION FYS 1997-98	\$0
TOTAL AUTHORIZATION FYS 1998-2000	\$13,000,000 (rif)
TOTAL AUTHORIZATION FYS 2001-2002	\$3,925,000 (rif)
	<u>\$22,846,178</u>

**KENTUCKY INFRASTRUCTURE AUTHORITY
WATER RESOURCES GRANT----- (FUND B1)**

TOTAL INFRASTRUCTURE AMOUNT	KIA AMOUNT	DATE APPROVED	COMMENTS
-----------------------------------	---------------	------------------	----------

PROJECTS APPROVED JULY 1, 1991 THROUGH JUNE 30, 1992:

1 ELKHORN WATER DISTRICT	\$383,000	\$151,233 (c)	9-16-91	
2 BEAVER-ELKHORN WATER DISTRICT (PH II)	\$2,262,200	\$1,383,547 (c)	9-16-91	(REAP. 5-5-93)
3 BEAVER-ELKHORN WATER DISTRICT (PH III)	\$3,386,325	\$616,453 (c)	9-16-91	(REAP. 5-5-93)
4 WACO WATER DISTRICT	\$304,525	\$300,000 (c)	9-16-91	
5 NORTH MERCER WATER DISTRICT	\$1,833,000	\$500,000 (c)	9-16-91	
6 WEBSTER COUNTY WATER DISTRICT	\$2,269,500	\$1,500,000 (c)	9-16-91	
7 ANDERSON COUNTY	\$361,638	\$270,000 (c)	9-16-91	
8 GEORGETOWN, CITY OF	\$3,474,350	\$400,000 (c)	9-16-91	
9 LYNCH, CITY OF	\$502,500	\$499,945 (c)	9-16-91	
TOTALS	<u>\$14,777,038</u>	<u>\$5,621,178</u>		

PROJECTS APPROVED JULY 1, 1992 THROUGH JUNE 30, 1994:

10 DAVIESS COUNTY FISCAL COURT (East Daviess County Water Association)	\$300,000	\$300,000 (c)	11-12-92	(AMD. 9-29-93)
TOTALS	<u>\$300,000</u>	<u>\$300,000</u>		

PROJECTS PER SPECIAL PROVISIONS DURING 1998 GENERAL SESSION

11 MEADE COUNTY FISCAL COURT	\$4,204,225	\$2,500,000	12/18/1998	
12 CITY OF RICHMOND	\$8,400,000	\$4,000,000	09/01/1998	
13 CITY OF MIDWAY	\$4,760,971	\$3,500,000	06/06/2000	
14 CITY OF HINDMAN	\$3,000,000	\$3,000,000	07/28/1999	
TOTALS	<u>\$20,365,196</u>	<u>\$13,000,000</u>		(rif)

PROJECTS APPROVED JULY 1, 1998 THROUGH JUNE 30, 1999:

15 WATER RESOURCE DEV COMMISSION	\$1,053,000	753,000 (rif)	4-27-99	
TOTALS	<u>\$1,053,000</u>	<u>753,000</u>		

PROJECTS PER SPECIAL PROVISIONS DURING 2000 GENERAL SESSION

16 HORTON CAMP INF AT GREEN RIVER ST PARK	650,000.00	650,000.00	06/06/2000	
17 FLEMING CO WATER COMM	75,000.00	75,000.00	02/01/2001 (AA date)	
18 FLEMING CO '201' SEWER PLANNING	50,000.00	50,000.00	10/01/2001 (AA date)	
19 CITY OF WURLAND	25,000.00	25,000.00	10/01/2001 (AA date)	
20 SPURLOCK & LITTLE MUD CREEK	300,000.00	300,000.00	08/17/2001 (AA date)	
21 PIKE COUNTY - TAYLOR FORK	50,000.00	50,000.00	08/06/2001 (AA date)	
22 SOUTHERN MADISON WATER DISTRICT	200,000.00	200,000.00	03/01/2001 (AA date)	
23 HENDERSON CO WATER DISTRICT	500,000.00	500,000.00	08/20/2001 (AA date)	
24 LEWIS CO WATER & SEWER	500,000.00	500,000.00	11/22/2000	
25 GREEN CO WATER & SEWER	500,000.00	500,000.00	08/06/2001 (AA date)	
26 LARUE COUNTY FISCAL COURT	750,000.00	750,000.00	08/06/2001 (AA date)	
27 CARROL COUNTY FISCAL COURT	250,000.00	250,000.00	08/01/2001 (AA date)	
28 CITY OF RACELAND	25,000.00	25,000.00	09/21/2001 (AA date)	
29 CITY OF WORTHINGTON	25,000.00	25,000.00	08/06/2001 (AA date)	
30 CITY OF FLATWOODS	25,000.00	25,000.00	10/01/2001 (AA date)	
TOTALS	<u>3,925,000.00</u>	<u>3,925,000.00</u>		(rif)

TOTAL INFRASTRUCTURE AMOUNT	KIA AMOUNT	DATE APPROVED	COMMENTS
-----------------------------------	---------------	------------------	----------

PROJECTS APPROVED JULY 1, 2001 THROUGH JUNE 30, 2002:

31	Columbia-Campbellsville	WX21001008	\$3,415,000	\$55,000	12/06/2001
32	Bath County Water District	WX21011002	\$2,253,000	\$1,150,000	12/06/2001
33	City of Paris	WX21017002	\$2,300,000	\$1,000,000	12/06/2001
34	City of Ashland	WX21019006	\$2,362,626	\$750,000	12/06/2001
35	Bracken County Water District	WX21023001	\$1,810,000	\$93,500	12/06/2001
36	City of Murray	WX21035005	\$1,126,000	\$0	12/06/2001
37	Center Ridge Water District	WX21035011	\$262,200	\$262,200	12/06/2001
38	West Carroll Water District	WX21041301	\$2,200,000	\$500,000	12/06/2001
39	Rattlesnake Ridge Water District	WX21043001	\$4,130,000	\$440,000	12/06/2001
40	Christian County Water District	WX21047011	\$2,200,000	\$1,000,000	12/06/2001
41	Owensboro Municipal Utilities	WX21059001	\$2,500,000	\$1,000,000	12/06/2001
42	Consumers Water District	WX21083002	\$1,117,868	\$1,000,000	12/06/2001
43	City of Caneyville	WX21085001	\$486,000	\$186,000	12/06/2001
44	Grayson County Water District	WX21085009	\$2,878,000	\$1,000,000	12/06/2001
45	City of Cumberland	WX21095662	\$1,600,000	\$400,000	12/06/2001
46	Henderson Water Utility	WX21101005	\$600,000	\$600,000	12/06/2001
47	Wood Creek water District	WX21125527	\$350,364	\$350,364	12/06/2001
48	Louisa Water District	WX21127001	\$5,570,570	\$1,000,000	12/06/2001
49	Electric Plant Board of the City of Vanceburg	WX21135001	\$4,077,000	\$977,000	12/06/2001
50	City of Sacramento	WX21149002	\$150,000	\$150,000	12/06/2001
51	Western Lewis Rectorville Water District	WX21161001	\$1,399,000	\$275,000	12/06/2001
52	Edmonton Water Works	WX21169001	\$2,222,782	\$595,782	12/06/2001
53	Tri-Village Water District	WX21187205	\$1,800,000	\$800,000	12/06/2001
54	City of Falmouth	WX21191311	\$1,000,000	\$300,000	12/06/2001
55	City of Hazard	WX21193009	\$5,500,000	\$250,000	12/06/2001
56	Buffalo Trail Water Association	WX21201005	\$1,500,000	\$750,000	12/06/2001
57	US 60 Water District	WX21211026	\$1,375,000	\$650,000	12/06/2001
58	Taylorville Water Works	WX21215087	\$3,500,000	\$430,400	12/06/2001
59	Campbellsville-Greensburg	WX21217004	\$3,181,900	\$0	12/06/2001
60	Cadiz-Trigg County Regional Water Commissic	WX21221002	\$14,000,000	\$70,000	12/06/2001
61	City of Midway	WX21239003	\$766,000	\$150,000	12/06/2001
62	City of Booneville	WX21189002	\$687,000	\$130,000	06/06/2002

TOTALS \$78,320,310 \$16,315,246 (rif)

PROJECTS APPROVED JULY 1, 2006 THROUGH JUNE 30, 2007:

63	Knott Co Water & Sewer		\$500,000	\$500,000	10/05/2006
64	Bath Co WD		\$514,340	\$250,000	12/07/2006
65	Western Pulaski Co Water District		\$620,000	\$620,000	5/10/07; 6/21/07
66	City of Harlan		\$200,000	\$200,000	06/21/2007

TOTALS \$1,834,340 \$1,570,000 (rif)

PROJECTS APPROVED IN FY2008:

67	City of Arlington		\$190,750	\$190,750	07/19/2007
68	City of Elkton		\$200,000	\$200,000	07/19/2007
69	City of Georgetown		\$80,000	\$80,000	07/19/2007
70	Morehead Utility Plant Board		\$373,900	\$373,900	07/19/2007

TOTALS \$844,650 \$844,650

GRAND TOTALS \$121,419,534 \$41,484,424

bold, italics - pending board approval

(s) - Amount represented in the assistance agreement

(c) - Grant has been closed.

(rif) - To be funded out of the revolving loan funds

**KENTUCKY INFRASTRUCTURE AUTHORITY
WATER RESOURCES LOAN ----- (FUND B2)
GATEWAY, BIG SANDY, KENTUCKY RIVER AND CUMBERLAND VALLEY DEVELOPMENT DISTRICTS**

TOTAL AUTHORIZATION FYS 1991-94	\$30,000,000
TOTAL DEAUTHORIZATION FYS 1995-96	(\$1,716,586)
TOTAL AUTHORIZATION FYS 1997-98	\$0
TOTAL AUTHORIZATION FYS 1998-99	\$0
TOTAL 1991 - 1998	<u>\$28,283,414</u>

TOTAL INFRASTRUCTURE AMOUNT	KIA AMOUNT	INTEREST RATE	AREA DEVELOPMENT DISTRICT	DATE APPROVED	COMMENTS
-----------------------------------	---------------	------------------	---------------------------------	------------------	----------

PROJECTS APPROVED JULY 1, 1991 THROUGH JUNE 30, 1992:

1	MOUNTAIN WATER DISTRICT (Indian Creek)	\$2,712,760	\$337,760	(c)	3.0%	BIG SANDY	07-24-91	
2	MARTIN COUNTY WATER DISTRICT NO. 2	\$2,481,566	\$1,329,826	(c)	3.0%	BIG SANDY	09-16-91	(REAP. 5-5-93)
3	HYDEN / LESLIE CO. WATER DISTRICT	\$2,196,941	\$1,965,619	(c)	3.0%	KY. RIVER	09-16-91	
4	SOUTHERN WATER & SEWER (Phase I)	\$1,045,700	\$514,888	(c)	3.0%	BIG SANDY	09-16-91	(REAP. 1-29-93), Assumed from Beaver Elkhorn 12-21-00
5	SOUTHERN WATER & SEWER (Phase II)	\$2,262,200	\$847,982	(c)	3.0%	BIG SANDY	09-16-91	(REAP. 5-5-93), Assumed from Beaver Elkhorn 12-21-00
6	SOUTHERN WATER & SEWER (Phase III)	\$3,386,325	\$2,831,354	(c)	3.0%	BIG SANDY	09-16-91	(REAP. 5-5-93 & 2-2-95), Assumed from Beaver Elkhorn 12-21-00
7	MANCHESTER, CITY OF	\$1,766,705	\$970,439	(c)	2.9%	CUMB. VALLEY	11-01-91	
8	MOREHEAD, CITY OF	\$449,442	\$359,646	(c)	2.9%	GATEWAY	11-01-91	
9	MOUNTAIN WATER DISTRICT (Multi-Area)	\$5,165,093	\$5,165,093	(c)	2.9%	BIG SANDY	11-01-91	
10	PIKEVILLE, CITY OF	\$903,718	\$897,868	(c)	2.9%	BIG SANDY	11-01-91	
11	PINEVILLE, CITY OF	\$829,099	\$829,099	(c)	2.9%	CUMB. VALLEY	11-01-91	
12	BARBOURVILLE, CITY OF	\$4,500,000	\$1,924,831	(c)	2.9%	CUMB. VALLEY	11-01-91	
13	CORBIN, CITY OF	\$1,449,838	\$833,000	(c)	2.9%	CUMB. VALLEY	12-04-91	
14	PRESTONSBURG, CITY OF	\$2,173,278	\$1,960,288	(c)	2.9%	BIG SANDY	12-04-91	
15	HARLAN, CITY OF	\$1,434,170	\$1,434,170	(c)	2.9%	CUMB. VALLEY	12-04-91	
16	WHITESBURG, CITY OF	\$1,332,179	\$932,179	(c)	2.7%	KY. RIVER	05-13-92	
17	CLAY COUNTY FISCAL COURT (North Manchester Water Association)	\$2,805,321	\$2,621,001	(c)	2.95%	CUMB. VALLEY	05-13-92	
18	ROCKCASTLE COUNTY FISCAL COURT (Western Rockcastle Water Association)	\$778,500	\$364,572	(c)	2.95%	CUMB. VALLEY	05-13-92	
TOTALS		<u>\$37,672,835</u>	<u>\$26,119,616</u>					

PROJECTS APPROVED JULY 1, 1992 THROUGH JUNE 30, 1993:

19	JACKSON COUNTY FISCAL COURT (Jackson County Water Association)	\$1,858,645	\$1,792,633	(c)	2.45%	KY. RIVER	11-12-92	
TOTALS		<u>\$1,858,645</u>	<u>\$1,792,633</u>					

PROJECTS APPROVED JULY 1, 1993 THROUGH JUNE 30, 1994:

20	LAUREL COUNTY WATER DISTRICT NO. 2	\$1,324,000	\$450,000	(c)	1.6%	CUMB. VALLEY	5-11-94	(REAP. 12-5-95)
TOTALS		<u>\$1,324,000</u>	<u>\$450,000</u>					
GRAND TOTALS		<u>\$40,855,480</u>	<u>\$28,362,249</u>					

(s) - Amount represented in the assistance agreement.
(c) - Final Amount; Loan has been closed.

**KENTUCKY INFRASTRUCTURE AUTHORITY
GOVERNMENTAL AGENCIES PROGRAM ----- (FUND C)**

	TOTAL PROJECT AMOUNT	KIA AMOUNT	DATE APPROVED	COMMENTS	
Fd C Available to Loan/Grant Before Current Meeting		\$3,192,396			
ORIGINAL KENTUCKY POLLUTION ABATEMENT AUTHORITY LOANS (42) REFINANCED BY THE KENTUCKY INFRASTRUCTURE AUTHORITY (1989)		\$32,025,000			
<u>PROJECTS APPROVED IN FY 1989:</u>					
1	CAMPBELLSVILLE, CITY OF	\$3,450,000	\$2,500,000	(c)	
2	CARLISLE, CITY OF	\$3,958,731	\$1,764,950	(c)	
3	CRITTENDEN, CITY OF	\$1,725,300	\$913,800	(c)	
4	EDMONTON, CITY OF	\$740,728	\$505,728	(c)	
5	FULTON, CITY OF	\$1,200,000	\$380,000	(c)	
6	INEZ, CITY OF	\$5,692,657	\$825,477	(c)	
7	PADUCAH-MCCRACKEN JOINT SEWER COM	\$1,844,500	\$1,844,500	(c)	ASSUMED FROM CITY OF PADUCAH
8	RUSSELL, CITY OF	\$2,851,000	\$2,851,000	(c)	
9	STANFORD, CITY OF	\$1,782,000	\$590,000	(c)	
10	TOMPKINSVILLE, CITY OF	\$720,000	\$445,000	(c)	
11	WEST LIBERTY, CITY OF	\$3,086,995	\$1,805,854	(c)	
12	HARDIN COUNTY WATER DISTRICT #2	\$3,597,502	\$932,502	(c)	
13	PADUCAH-MCCRACKEN JOINT SEWER COM	\$1,528,626	\$1,528,626	(c)	ASSUMED FROM MCCRACKEN CO SEWER
14	PADUCAH-MCCRACKEN JOINT SEWER COM	\$2,099,125	\$2,099,125	(c)	ASSUMED FROM MCCRACKEN CO SEWER
15	OLDHAM COUNTY WATER DISTRICT	\$1,191,282	\$1,330,500	(c)	
16	LOUISVILLE WATER COMPANY	\$2,593,497	\$1,094,330	(c)	ASSUMED FROM KENTUCKY TURNPIKE WATER DISTRICT 3/7/02
	TOTALS	\$38,061,943	\$21,411,392		
<u>PROJECTS APPROVED IN FY 1990:</u>					
17	BULLOCK-PEN WATER DISTRICT	\$779,649	\$399,049	(c)	08-07-89
18	BOYD COUNTY SANITATION DISTRICT #2	\$2,525,506	\$1,477,350	(c)	08-07-89 (AMD. 8-16-90 & 12-4-91)
19	FLEMINGSBURG, CITY OF	\$1,218,286	\$1,066,000	(c)	08-07-89
20	FRANKLIN, CITY OF	\$695,690	\$687,204	(c)	05-03-89 (AMD. 8-7-89)
21	PINEVILLE, CITY OF	\$3,099,590	\$308,767	(c)	09-27-89
22	EDMONSON COUNTY WATER DISTRICT	\$860,117	\$507,767	(c)	12-13-89
23	HENDERSON COUNTY WATER DISTRICT #4	\$581,609	\$550,000	(c)	12-13-89 (AMD. 6-20-91)
24	EAST LOGAN COUNTY WATER DISTRICT	\$1,253,120	\$514,303	(c)	12-13-89
25	MCKEE, CITY OF	\$562,789	\$185,289	(c)	04-25-90
	TOTALS	\$11,576,356	\$5,695,729		
<u>PROJECTS APPROVED IN FY 1991:</u>					
26	U.S. 60 WATER DISTRICT	\$391,065	\$202,400	(c)	08-16-90
27	EDMONTON, CITY OF	\$727,621	\$502,621	(c)	08-16-90
28	MUNFORDVILLE, CITY OF	\$107,320	\$100,850	(c)	09-26-90
29	LEXINGTON-SOUTH ELKHORN WATER DIST	\$1,750,000	\$1,712,000	(c)	03-28-91
30	PADUCAH-MCCRACKEN JOINT SEWER COM	\$583,445	\$450,884	(c)	03-28-91 ASSUMED FROM REIDLAND WSD
31	SOUTH GRAVES COUNTY WATER DISTRICT	\$728,605	\$728,605	(c)	06-20-91 (REAP. 12-17-92)(AMD. 11-10-97)(AMD 8-7-03)
32	TRIMBLE COUNTY WATER DISTRICT	\$342,103	\$328,603	(c)	06-20-91 (REAP. 9-16-91)
33	HENDERSON COUNTY WATER DISTRICT #2	\$633,013	\$325,000	(c)	06-20-91
	TOTALS	\$5,263,172	\$4,350,963		
<u>PROJECTS APPROVED IN FY 1992:</u>					
34	TOMPKINSVILLE, CITY OF	\$648,200	\$306,200	(c)	07-24-91
35	WALTON, CITY OF	\$140,577	\$140,577	(c)	07-24-91
36	WILMORE, CITY OF	\$745,155	\$228,355	(c)	09-16-91
37	EDMONSON COUNTY WATER DISTRICT	\$197,959	\$92,747	(c)	09-16-91
38	PADUCAH WATER WORKS	\$596,100	\$556,100	(c)	11/1/91;6/7/12 (assumed from Hendron Water District 6/7/12)
39	BULLOCK-PEN WATER DISTRICT	\$1,067,019	\$518,169	(c)	11-01-91
40	U.S. 60 WATER DISTRICT	\$494,603	\$459,905	(c)	12-04-91
41	FULTON, CITY OF	\$409,587	\$384,508	(c)	05-13-92
42	BULLOCK-PEN WATER DISTRICT	\$62,111	\$29,254	(c)	05-13-92
	TOTALS	\$4,361,311	\$2,715,815		
<u>PROJECTS APPROVED IN FY 1993:</u>					
43	GEORGETOWN, CITY OF	\$554,870	\$162,870	(c)	11-12-92 (AMD. 6-29-94)(Assumed from Stamping Ground 3/2/06)
44	PIKEVILLE, CITY OF	\$1,317,639	\$419,771	(c)	11-12-92
45	NORTH MARSHALL COUNTY WATER DISTRICT	\$1,414,199	\$1,414,199	(c)	12-17-92
46	TAYLORSVILLE, CITY OF	\$188,000	\$188,000	(c)	03-03-93
47	WURLAND, CITY OF	\$336,885	\$264,145	(c)	05-05-93
	TOTALS	\$3,811,593	\$2,448,985		

	TOTAL PROJECT AMOUNT	KIA AMOUNT		DATE APPROVED	COMMENTS
<u>PROJECTS APPROVED IN FY 1994:</u>					
48	WHITESBURG, CITY OF	\$1,701,993	\$381,855	(c)	09-29-93
49	JONATHAN CREEK WATER DISTRICT	\$2,768,000	\$2,302,500	(c)	09-29-93 (AMD 9/7/03)
50	NORTHERN ROCKCASTLE COUNTY WATER	\$455,226	\$265,226	(c)	09-29-93
51	Shelbyville, City of	\$2,100,000	\$697,263	(c)	05-11-94 Assumed from Shelby Co SD #1
52	LAUREL COUNTY WATER DISTRICT #2	\$1,324,000	\$900,950	(c)	05-11-94 (AMD. 12-5-95)
	TOTALS	\$8,349,219	\$4,547,794		
<u>PROJECTS APPROVED IN FY 1995:</u>					
53	CARLISLE, CITY OF	\$715,000	\$425,895	(c)	11-29-94
** 54	HENRY COUNTY WATER DISTRICT #2	\$8,426,000	\$5,026,000	(s)(n)	03-31-95 (AMD. 12-5-95)
55	MCLEAN CO REGIONAL WTR COMMISSION	\$506,100	\$453,299		5-30-95; 2-4-16 Assumed from City of Calhoun
	TOTALS	\$9,647,100	\$5,905,194		
<u>PROJECTS APPROVED IN FY 1996:</u>					
56	OLDHAM COUNTY WATER DISTRICT	\$1,174,500	\$1,062,256	(c)	2-26-95
57	HOPKINSVILLE, CITY OF	\$1,156,400	\$912,970	(c)	12-4-96; 4-7-11 assumed from Oak Grove
	TOTALS	\$2,330,900	\$1,975,226		
<u>PROJECTS APPROVED IN FY 1997:</u>					
58	EAST PENDLETON WATER DISTRICT	\$202,004	\$219,856	(c)	6-19-97
	TOTALS	\$202,004	\$219,856		
<u>PROJECTS APPROVED IN FY 1998:</u>					
	TOTALS	\$0	\$0		
<u>PROJECTS APPROVED IN FY 1999:</u>					
59	LOUISA, CITY OF	\$387,500	\$442,857	(c)	7/13/98 (AMD 9-1-99)
* 60	WEBSTER COUNTY WATER DISTRICT	\$6,165,911	\$4,000,000	(c)	9/1/98
61	MEADE COUNTY WATER DISTRICT	\$4,204,225	\$407,608	(c)	12/18/98
	TOTALS	\$10,757,636	\$4,850,465		
<u>PROJECTS APPROVED IN FY 2001:</u>					
62	BARLOW, CITY OF	\$416,000	\$237,714	(c)	3/1/01
	TOTALS	\$416,000	\$237,714		
<u>PROJECTS APPROVED IN FY 2002:</u>					
63	OLDHAM COUNTY WATER DISTRICT	\$7,043,642	\$5,560,339	(c)	7/12/01
	TOTALS	\$7,043,642	\$5,560,339		
<u>PROJECTS APPROVED IN FY 2003:</u>					
* 64	MCCREARY COUNTY FISCAL COURT	7,996,000	1,474,999	(c)	09/05/2002
* 65	NICHOLASVILLE, CITY OF	4,310,000	4,160,000	(c)	10/03/2002
66	SOUTHERN WATER & SEWER	6,874,900	0		01/09/2003 Withdrawn - Replaced with Coal Sev
67	MEADE COUNTY WATER DISTRICT	919,760	0		06/05/2003 Withdrawn - Replaced with Fd F loan
	TOTAL	\$7,996,000	\$5,634,999		
<u>PROJECTS APPROVED IN FY 2004:</u>					
68	KNOTT CO WATER & SEWER DISTRICT	\$2,628,821	\$640,367		08/07/2003
* 69	CAWOOD WATER DISTRICT	\$2,020,000	\$500,000		12/04/2003
* 70	BLACK MTN UTILITIES DISTRICT	\$2,295,000	\$250,000	(c)	01/08/2004
	TOTAL	\$6,943,821	\$1,390,367		
<u>PROJECTS APPROVED IN FY 2005:</u>					
* 71	NORTONVILLE, CITY OF	\$5,300,000	\$2,768,556	(c)	09/02/2004
* 72	JOHNSON CO FISCAL COURT	\$1,317,000	\$0		12/09/2004 Withdrawn
* 73	PEAKS MILL WATER DISTRICT	\$1,626,900	\$946,900	(c)	05/05/2005
	TOTAL	\$8,243,900	\$3,715,456		
<u>PROJECTS APPROVED IN FY 2007:</u>					
* 74	MAYFIELD, CITY OF	\$393,250	\$389,255	(c)	05/10/2007 broadband
	TOTAL	\$393,250	\$389,255		

	TOTAL PROJECT AMOUNT	KIA AMOUNT		DATE APPROVED	COMMENTS
<u>PROJECTS APPROVED IN FY 2008:</u>					
* 75	\$1,219,995	\$796,140	(c)	11/01/2007	water
* 76	\$1,378,708	\$948,348	(c)	11/01/2007	water
* 77	\$6,000,000	\$6,000,000	(c)	06/05/2008	water
	TOTAL	\$8,598,703			\$7,744,488
<u>PROJECTS APPROVED IN FY 2009:</u>					
* 78	\$1,147,500	\$248,294	(c)	10/02/2008	sewer
	TOTAL	\$1,147,500			\$248,294
<u>PROJECTS APPROVED IN FY 2010:</u>					
* 79	\$1,800,000	\$1,800,000	(c)	10/01/2009; 8/4/2011	industrial park transmission
* 80	\$5,050,000	\$3,500,000	(c)	10/01/2009	water
	TOTAL	\$6,850,000			\$5,300,000
<u>PROJECTS APPROVED IN FY 2011:</u>					
* 81	\$621,000	\$621,000	(c)	03/03/2011	water main replacement
	TOTAL	\$621,000			\$621,000
<u>PROJECTS APPROVED IN FY 2012:</u>					
* 82	\$1,114,400	\$823,900	(c)	10/06/2011	Buchanan Park Sewer Extension
* 83	\$3,687,038	\$3,687,038	(c)	2/2/12; 6/12/18	Cable Build Project #2
* 84	\$554,126	\$554,126	(c)	04/12/2012	Filters Upgrade
	TOTAL	\$5,355,564			\$5,065,064
<u>PROJECTS APPROVED IN FY 2014:</u>					
* 85	\$1,190,489	\$1,190,489	(c)	02/06/2014	WX21227077 - Reservoir Hill Piping Renovation Project
* 86	\$3,364,860	\$3,000,000	(c)	06/26/2014	SX21009017 - New sewer basin
	TOTAL	\$4,555,349			\$4,190,489
<u>PROJECTS APPROVED IN FY 2015:</u>					
* 87	\$1,500,000	\$1,200,000	(c)	10/02/2014	SX21151036 - Muddy Creek Waste Water Treatment Plant
* 88	\$963,970	\$963,970	(c)	11/06/2014	WX21151058 - Raw Water Intake Electric Relocation
* 89	\$1,760,700	\$1,090,050	(c)	02/15/2015	SX21227047 - Alvaton Area Sewer Extension
	TOTAL	\$4,224,670			\$3,254,020
<u>PROJECTS APPROVED IN FY 2016:</u>					
* 90	\$1,324,716	\$1,324,716	(c)	04/07/2016	WX21083029 - Pinelake, 12th Street and Fuller Tank Rehabilitation
	TOTAL	\$1,324,716			\$1,324,716
<u>PROJECTS APPROVED IN FY 2017:</u>					
* 91	\$3,437,500	\$3,437,500		09/01/2016	WX21029290 - New Water Tower at Armstrong Lane
* 92	\$4,252,839	\$4,252,839	(c)	12/01/2016	WX21227076 - Water Treatment Plant Alternate Disinfection Process
* 93	\$263,509	\$263,509	(c)	02/02/2017	SX21089114 - Rehabilitation of Collection and Transmission Systems
	TOTAL	\$7,953,848			\$7,953,848
<u>PROJECTS APPROVED IN FY 2018:</u>					
* 94	\$46,540,000	\$4,540,000		7/6/17; 8/2/18	WX21227087 - Eng Fees for Wtr Treatment Plant Expansion
* 95	\$988,979	\$988,979		12/06/2017	N/A - Refinance of F00-01
* 96	\$2,284,113	\$2,284,113		12/06/2017	N/A - Refinance of F02-08
* 97	\$800,281	\$800,281		12/06/2017	N/A - Refinance of F03-02
* 98	\$1,784,102	\$1,784,102		12/06/2017	N/A - Refinance of F03-01
* 99	\$738,605	\$738,605		12/06/2017	N/A - Refinance of F03-04
* 100	\$4,300,000	\$1,800,000	(c)	06/12/2018	Broadband
	TOTAL	\$57,436,080			\$12,936,081

	TOTAL PROJECT AMOUNT	KIA AMOUNT	DATE APPROVED	COMMENTS
PROJECTS APPROVED IN FY 2019:				
* 101 Lebanon, City of	\$50,000	\$50,000	07/10/2018	Surplus Property Equipment
* 102 Warren County Water District	\$2,176,573	\$2,000,000	12/11/2018	WX21227053 - New water storage tank
TOTAL	\$2,226,573	\$2,050,000		
PROJECTS APPROVED IN FY 2020:				
* 103 Cannonsburg Water District	\$1,152,000	\$622,000	02/06/2020	WX21019056 - New zone meters
* 104 Lewisport, City of	\$179,850	\$149,350	2/6/20; 9/24/20	SX21091019, WX21091100 - UV, headworks, waterline
* 105 Crittenden-Livingston County Water District	\$315,000	\$315,000	5/7/20; 9/24/20	WX21139031 - Replace meters
TOTAL	\$1,646,850	\$1,086,350		
KIA TOTALS	\$227,338,701	\$122,823,898		
GRAND TOTALS (including KPAA)		\$154,848,898		

bold, italics - pending board approval

* Bonds have not been sold for these projects.

** Withdrew from bond sale.

(s) - Amount represented in the assistance agreement.

(c) - Final Amount. Includes capitalized interest and Note Program costs.

(n) - Participating in BAN's

KENTUCKY INFRASTRUCTURE AUTHORITY
SAFE DRINKING WATER STATE REVOLVING FUND CFDA #66.468 ---- (FUND F)

AVAILABLE FUNDS FY 1997:

FEDERAL TITLE VI GRANT FUNDS	\$12,558,800
BOND PROCEEDS (20%)	\$2,511,760
ADMINISTRATION (4%)	(\$502,352)
OTHER SET ASIDES (As Amended)	(\$1,928,773)
NET 97 SRF FUNDS	\$12,639,435

AVAILABLE FUNDS FY 1998:

FEDERAL TITLE VI GRANT FUNDS	\$10,851,600
BOND PROCEEDS (20%)	\$2,170,320
ADMINISTRATION (4%)	(\$434,064)
OTHER SET ASIDES	(\$1,085,160)
NET 98 SRF FUNDS	\$11,502,696

AVAILABLE FUNDS FY 1999:

FEDERAL TITLE VI GRANT FUNDS	\$11,373,500
BOND PROCEEDS (20%)	\$2,274,700
ADMINISTRATION (4%)	(\$454,940)
OTHER SET ASIDES	(\$808,335)
LAND ACQUISITION SET ASIDE	\$357,500
NET 98 SRF FUNDS	\$12,742,425

AVAILABLE FUNDS FY 2000:

FEDERAL TITLE VI GRANT FUNDS	\$11,820,400
BOND PROCEEDS (20%)	\$2,364,080
ADMINISTRATION (4%)	(\$472,816)
OTHER SET ASIDES	(\$1,296,086)
LAND ACQUISITION SET ASIDE	\$0
NET 00 SRF FUNDS	\$12,415,578

AVAILABLE FUNDS FY 2001:

FEDERAL TITLE VI GRANT FUNDS	\$11,869,300
BOND PROCEEDS (20%)	\$2,373,860
ADMINISTRATION (4%)	(\$474,772)
OTHER SET ASIDES	(\$1,913,832)
LAND ACQUISITION SET ASIDE	\$252,130
NET 01 SRF FUNDS	\$12,106,686

AVAILABLE FUNDS FY 2002:

FEDERAL TITLE VI GRANT FUNDS	\$9,805,100
BOND PROCEEDS (20%)	\$1,961,020
ADMINISTRATION (4%)	(\$392,204)
OTHER SET ASIDES	(\$1,372,714)
NET 02 SRF FUNDS	\$10,001,202

AVAILABLE FUNDS FY 2003:

FEDERAL TITLE VI GRANT FUNDS	\$9,746,200
BOND PROCEEDS (20%)	\$1,949,240
ADMINISTRATION (4%)	(\$389,848)
OTHER SET ASIDES	(\$1,383,960)
NET 03 SRF FUNDS	\$9,921,632

AVAILABLE FUNDS FY 2004:

FEDERAL TITLE VI GRANT FUNDS	\$10,110,200
BOND PROCEEDS (20%)	\$2,022,040
ADMINISTRATION (4%)	(\$404,408)
OTHER SET ASIDES	(\$1,668,183)
NET 04 SRF FUNDS	\$10,059,649

AVAILABLE FUNDS FY 2005:

FEDERAL TITLE VI GRANT FUNDS	\$10,088,800
BOND PROCEEDS (20%)	\$2,017,760
ADMINISTRATION (4%)	(\$403,552)
OTHER SET ASIDES	(\$1,715,096)
NET 05 SRF FUNDS	\$9,987,912

AVAILABLE FUNDS FY 2006:

FEDERAL TITLE VI GRANT FUNDS	\$8,630,300
BOND PROCEEDS (20%)	\$1,726,060
ADMINISTRATION (4%)	(\$345,212)
OTHER SET ASIDES	(\$1,855,515)
NET 06 SRF FUNDS	\$8,155,633

AVAILABLE FUNDS FY 2007:

FEDERAL TITLE VI GRANT FUNDS	\$8,630,000
BOND PROCEEDS (20%)	\$1,726,000
ADMINISTRATION (4%)	(\$345,200)
OTHER SET ASIDES	(\$1,596,550)
NET 07 SRF FUNDS	\$8,414,250

AVAILABLE FUNDS FY 2010:

FEDERAL TITLE VI GRANT FUNDS	\$19,592,000
BOND PROCEEDS (20%)	\$3,918,400
ADMINISTRATION (4%)	(\$783,680)
OTHER SET ASIDES	(\$4,564,936)
NET 10 SRF FUNDS	\$18,161,784

AVAILABLE FUNDS FY 2011:

FEDERAL TITLE VI GRANT FUNDS	\$13,595,000
BOND PROCEEDS (20%)	\$2,675,800
ADMINISTRATION (4%)	(\$535,160)
OTHER SET ASIDES	(\$3,210,960)
NET 11 SRF FUNDS	\$12,524,680

AVAILABLE FUNDS FY 2012:

FEDERAL TITLE VI GRANT FUNDS	\$12,956,000
BOND PROCEEDS (20%)	\$2,591,200
ADMINISTRATION (4%)	(\$388,680)
OTHER SET ASIDES	(\$3,362,082)
NET 12 SRF FUNDS	\$11,796,438

AVAILABLE FUNDS FY 2013:

FEDERAL TITLE VI GRANT FUNDS	\$12,156,000
BOND PROCEEDS (20%)	\$2,431,200
ADMINISTRATION (4%)	(\$364,680)
OTHER SET ASIDES	(\$2,911,362)
NET 13 SRF FUNDS	\$11,311,158

AVAILABLE FUNDS FY 2014:

FEDERAL TITLE VI GRANT FUNDS	\$13,770,000
BOND PROCEEDS (20%)	\$2,754,000
ADMINISTRATION (4%)	(\$413,100)
OTHER SET ASIDES	(\$3,717,900)
NET 14 SRF FUNDS	\$12,393,000

AVAILABLE FUNDS FY 2015:

FEDERAL TITLE VI GRANT FUNDS	\$13,680,000
BOND PROCEEDS (20%)	\$2,736,000
ADMINISTRATION (4%)	(\$547,200)
OTHER SET ASIDES	(\$3,693,600)
NET 15 SRF FUNDS	\$12,175,200

AVAILABLE FUNDS FY 2016:

FEDERAL TITLE VI GRANT FUNDS	\$12,941,000
BOND PROCEEDS (20%)	\$2,588,200
ADMINISTRATION (4%)	(\$517,640)
OTHER SET ASIDES	(\$3,623,480)
NET 16 SRF FUNDS	\$11,388,080

AVAILABLE FUNDS FY 2017:

FEDERAL TITLE VI GRANT FUNDS	\$12,830,000
BOND PROCEEDS (20%)	\$2,566,000
ADMINISTRATION (4%)	(\$513,200)
OTHER SET ASIDES	(\$3,592,400)
NET 17 SRF FUNDS	\$11,290,400

AVAILABLE FUNDS FY 2018:

FEDERAL TITLE VI GRANT FUNDS	\$18,303,000
BOND PROCEEDS (20%)	\$3,660,600
ADMINISTRATION (4%)	(\$732,120)
OTHER SET ASIDES	(\$5,124,840)
NET 18 SRF FUNDS	\$16,106,640

AVAILABLE FUNDS FY 2019:

FEDERAL TITLE VI GRANT FUNDS	\$18,132,000
BOND PROCEEDS (20%)	\$3,626,400
ADMINISTRATION (4%)	(\$725,280)
OTHER SET ASIDES	(\$4,895,640)
NET 19 SRF FUNDS	\$16,137,480

AVAILABLE FUNDS FY 2020:

FEDERAL TITLE VI GRANT FUNDS	\$18,144,000
BOND PROCEEDS (20%)	\$3,628,800
ADMINISTRATION (4%)	(\$725,760)
OTHER SET ASIDES	(\$4,898,880)
NET 20 SRF FUNDS	\$16,148,160

AVAILABLE FUNDS FY 2008:

FEDERAL TITLE VI GRANT FUNDS	\$8,543,000
BOND PROCEEDS (20%)	\$1,708,600
ADMINISTRATION (4%)	(\$341,720)
OTHER SET ASIDES	(\$1,836,745)
NET 08 SRF FUNDS	<u>\$8,073,135</u>

ACCUMULATED SRF FUNDS

\$283,337,635

CURRENT REVOLV/SURPL FUND BAL

\$ 108,735,649

LEVERAGE FUND BALANCE

\$0

AVAILABLE FUNDS FY 2009:

FEDERAL TITLE VI GRANT FUNDS	\$8,543,000
BOND PROCEEDS (20%)	\$1,708,600
ADMINISTRATION (4%)	(\$85,430)
OTHER SET ASIDES	(\$2,281,788)
NET 09 SRF FUNDS	<u>\$7,884,382</u>

PROJECTS APPROVED IN FY 2000

	TOTAL PROJECT AMOUNT	KIA LOAN AMOUNT		DATE APPROVED	COMMENTS
1 HICKMAN, CITY OF	\$52,500	\$31,500 (s)		12/10/1999	F1
2 BOWLING GREEN, CITY OF	\$3,441,785	\$3,049,314 (c)		04/04/00	
3 PROVIDENCE, CITY OF	\$130,880	\$58,440 (c)		04/04/00	F1
4 GRAYSON, CITY OF	\$170,000	\$88,000 (c)		04/04/00	F1
TOTALS	\$3,795,165	\$3,227,254			

PROJECTS APPROVED IN FY2001

5 PRINCETON, CITY OF	\$3,858,000	\$1,500,000 (c)		07/18/2000	
6 HARDINSBURG, CITY OF	\$2,096,910	\$500,000 (c)		07/18/2000	
7 PROVIDENCE, CITY OF	\$3,442,422	\$2,383,982 (c)		9/29/00	
8 SPRINGFIELD, CITY OF	\$5,791,000	\$610,000 (c)		8/29/00	
9 MOREHEAD, CITY OF	\$13,325,000	\$5,500,000 (c)		9/29/00; Amd 5/16/01; Amd 5/1/03	Combined from 2 proj.
10 HICKMAN, CITY OF	\$1,642,623	\$869,023 (c)		9/29/00	
11 GREATER FLEMING CO REG WAT COM	\$357,500	\$357,500 (c)		12/21/00; 2/1/05	Land Acq Set Aside
12 ASHLAND, CITY OF	\$2,512,626	\$2,190,384 (c)		3/1/01	
13 GRAYSON COUNTY WATER DISTRICT	\$4,400,000	\$3,930,850 (c)		4/5/01	
14 PINEVILLE, CITY OF	\$173,222	\$173,222 (c)		5/3/01	
TOTALS	\$37,599,303	\$18,014,961			

PROJECTS APPROVED IN FY2002

15 LOGAN/TODD REG WAT COM	\$7,773,200	\$6,442,400 (c)		07/12/01	
16 CRITTENDEN/LIVINGSTON CO WD	\$1,500,000	\$1,451,881 (c)		07/12/01	
17 BULLOCK PEN WATER DISTRICT	\$408,088	\$350,367 (c)		10/4/01	
18 MOUNTAIN WATER DISTRICT	\$5,369,590	\$1,197,072 (c)		10/4/01	
19 GRAYSON, CITY OF	\$5,896,855	\$2,808,855 (c)		11/1/01; 12/12/02 Exec Com	
20 LOGAN/TODD REG WAT COM	\$27,369,858	\$4,000,000 (c)		2/7/02	
21 NORTH LOGAN WATER DIST	\$800,000	\$447,000 (c)		3/7/02	
22 TAYLORSVILLE, CITY OF	\$2,800,000	\$1,241,766 (c)		5/2/02	
23 HOPKINSVILLE, CITY OF	\$1,513,593	\$1,513,593 (c)		6/6/02	
24 LOUISA, CITY OF	\$6,736,238	\$3,645,811 (c)		6/6/02	
25 BOONEVILLE, CITY OF	\$687,000	\$554,103 (c)		6/6/02	
TOTALS	\$60,854,422	\$23,652,849			

PROJECTS APPROVED IN FY2003

26 MADISON CO UTILITY DISTRICT	\$3,560,000	\$3,299,999 (c)		7/11/02; 1/1/05	
27 BOWLING GREEN MUNICIPAL UTILITIES	\$12,244,000	\$3,980,000 (c)		9/25/02	
28 GREATER FLEMING REG WAT COMM	\$252,130	\$252,130 (c)		10/3/02	Land Acq Set Aside
29 BRACKEN CO WATER DISTRICT	\$928,000	\$928,000 (c)		10/3/02	
30 BULLOCK PEN WATER DISTRICT	\$1,229,000	\$1,210,604 (c)		12/12/02 Exec Com	
31 CITY OF ASHLAND	\$14,459,550	\$4,000,000 (c)		6/5/03	
TOTALS	\$32,672,680	\$13,670,733			

PROJECTS APPROVED IN FY2004

32 CARROLL CO WATER DISTRICT	\$1,956,156	\$1,908,662 (c)		9/4/03	
33 PAINTSVILLE, CITY OF	\$1,056,500	\$500,000 (c)		9/4/03	F1
34 EDDYVILLE, CITY OF	\$3,768,000	\$1,563,625 (c)		11/6/03	
35 HARLAN, CITY OF	\$5,020,000	\$1,597,552 (c)		11/6/03	
36 GREATER FLEMING REG WAT COM	\$13,059,330	\$4,000,000 (c)		12/4/03; 1/8/04	
37 MEADE COUNTY WATER DISTRICT	\$919,760	\$394,760 (c)		12/4/03	
38 HENDERSON WATER UTILITY	\$1,541,362	\$0		2/12/04	withdrawn
TOTALS	\$27,321,108	\$9,964,599			

PROJECTS APPROVED IN FY2005

39 MCCREARY CO WATER DISTRICT	\$4,206,815	\$1,455,400 (c)		10/7/04	
40 MANCHESTER, CITY OF	\$359,500	\$359,500 (c)		3/3/05	F1
41 RICHMOND, CITY OF	\$14,690,222	\$8,000,000 (c)		5/5/05	
TOTALS	\$19,256,537	\$9,814,900			

PROJECTS APPROVED IN FY 2006

42 HARDINSBURG, CITY OF	\$14,498,150	\$4,400,000 (c)		12/1/05; amd 8/1/07	
43 ADAIR CO WD DBA COLUMBIA/ADAIR UTIL DIST	\$14,000,000	\$4,520,000 (c)		6/1/06; 11/1/12	assumed from Columbia-Adair Wat Com
44 HOPKINSVILLE, CITY OF	\$6,844,310	\$4,000,000 (c)		6/1/06	
TOTALS	\$35,342,460	\$12,920,000			

PROJECTS APPROVED IN FY 2007

45 NORTHERN KY WATER DISTRICT	\$6,865,000	\$4,000,000 (c)		10/5/06	
46 ADAIR CO WATER DISTRICT	\$3,302,000	\$1,000,000 (c)		6/21/07	
47 JESSAMINE SOUTH ELKHORN WD	\$1,750,000	\$1,746,043 (c)		6/21/07	
TOTALS	\$11,917,000	\$6,746,043			

	TOTAL PROJECT AMOUNT	KIA LOAN AMOUNT		DATE APPROVED	COMMENTS
PROJECTS APPROVED FY 2008					
48	LETCHER CO WAT & SEW DISTRICT	\$1,193,000	\$781,000 (c)	10/4/07	
49	RICHMOND, CITY OF	\$7,108,951	\$4,000,000 (c)	10/4/07	
50	MADISON CO UTILITY DIST	\$1,284,510	\$1,105,016 (c)	11/1/07; 10/9/08	
52	NICHOLASVILLE, CITY OF	\$13,090,400	\$8,800,000 (c)	11/1/07; 4/1/09	
53	BULLOCK PEN WATER DISTRICT	\$2,320,700	\$2,192,700 (c)	12/6/07	
54	HARDINSBURG, CITY OF	\$4,165,000	\$1,999,250 (c)	12/6/07	
55	BEREA, CITY OF	\$9,739,630	\$5,000,000 (c)	2/7/08; inc 11/6/08	
56	FRANKFORT, CITY OF	\$6,841,000	\$6,743,307 (c)	2/7/08	
57	MANCHESTER, CITY OF	\$7,849,078	\$1,989,578 (c)	2/7/08; 2/5/09	
58	MEADE CO WATER DISTRICT	\$2,480,949	\$753,447 (c)	2/7/08	
59	WESTERN FLEMING WATER DISTRICT	\$2,568,000	\$2,518,000 (c)	2/7/08	
60	HOPKINSVILLE, CITY OF	\$14,000,000	\$8,800,000 (c)	3/6/08; 5/7/09; 12/1/11	
61	NORTHERN KY WATER DISTRICT	\$6,565,000	\$4,000,000 (c)	3/6/08	
62	OHIO CO WATER DISTRICT	\$19,698,500	\$4,146,831 (c)	3/6/08; 6/4/09	
63	CENTERTOWN, CITY OF	\$2,866,652	\$873,021 (c)	3/6/08; 6/25/09	
	TOTALS	\$101,771,370	\$53,702,151		
PROJECTS APPROVED FY2009					
64	PAINTSVILLE, CITY OF	\$29,135,364	\$6,519,566 (c)	12/4/08	
	TOTALS	\$29,135,364	\$6,519,566		
PROJECTS APPROVED FY2010					
65	PADUCAH, CITY OF	\$7,510,000	\$7,282,508 (c)	9/3/09	
66	HARDINBURG, CITY OF	\$4,700,500	\$3,250,606 (c)	11/12/09	
67	NORTHERN KY WATER DISTRICT	\$45,300,000	\$24,000,000 (c)	12/3/09; 12/9/10; 10/6/11	
68	ADAIR CO WD DBA COLUMBIA/ADAIR UTIL DIST	\$1,694,000	\$1,694,000 (c)	6/3/10; 11/1/12	assumed from Columbia-Adair Wat Com
	TOTALS	\$59,204,500	\$36,227,115		
PROJECTS APPROVED FY2011					
69	Adair Co Water District	\$4,133,000	\$4,000,000 (c)	7/1/10	
70	Louisa, City of	\$1,690,629	\$1,690,629 (c)	7/1/10	
71	Madison County Utilities District	\$940,225	\$940,225 (c)	12/9/10	
72	Hardinsburg, City of	\$4,198,000	\$4,000,000 (c)	2/3/11; 6/24/14	Request for increase withdrawn
73	Williamstown, City of	\$2,250,000	\$1,786,300 (c)	3/3/11	
74	Bullock Pen Water District	\$1,876,300	\$1,796,300 (c)	4/7/11; 11/01/12	
75	Brandenburg, City of	\$0	\$0	4/7/11	Request for funds withdrawn
76	Barbourville, City of	\$6,000,000	\$4,000,000 (c)	5/5/11	
77	Barlow, City of	WX21007022 \$520,000	\$430,000 (c)	5/5/11; 3/7/13	
78	West Liberty, City of	WX21007020 \$3,050,300	\$2,148,488.70 (c)	5/5/11; revised for ARRA fdg	
	TOTALS	\$24,658,454	\$20,791,942		
PROJECTS APPROVED FY2012					
79	Breathitt Co Water District	\$2,500,000	\$2,500,000 (c)	7/7/11	
80	Adair Co WD dba Columbia Adair Utilities	\$3,439,000	\$1,451,905 (c)	8/4/11	
81	Jessamine South Elkhorn WD	\$3,025,300	\$3,025,300 (c)	11/10/11	
82	Hodgenville, City of	\$772,443	\$772,443 (c)	11/10/11	
83	East Casey County WD	\$1,545,000	\$1,545,000 (c)	11/10/11	
84	Nicholasville, City of	\$0	\$0	11/10/11	rescinded
85	Harrodsburg, City of	WX21167013 \$518,000	\$518,000 (c)	12/8/11; 3/7/13	
86	Bowling Green Municipal Utilities	\$1,316,378	\$1,066,250 (c)	12/8/11	
87	Carrollton, City of	\$1,850,270	\$1,977,731 (c)	12/8/11	
88	Mount Vernon, City of	WX21203523 \$3,023,310	\$3,023,310 (c)	1/5/12; 10/2/14	
89	Lyon Co WD	\$2,000,000	\$2,000,000 (c)	1/5/12	
90	Campbellsville, City of	WX21217003 \$1,874,986	\$1,874,986 (c)	3/1/12	
91	Centertown, City of	WX21183030; WX21183031 \$922,850	\$922,850 (c)	3/1/12	
92	Sturgis, City of	WX21225034 \$2,505,989	\$2,505,989 (c)	3/1/12	
93	Hartford, City of	WX21183020 \$564,150	\$486,840 (c)	6/7/12	
	TOTALS	\$25,857,675	\$23,670,604		

		TOTAL PROJECT AMOUNT	KIA LOAN AMOUNT		DATE APPROVED	COMMENTS
PROJECTS APPROVED IN FY 2013						
94	Adair Co WD dba Columbia Adair Ut	WX21001024	\$3,833,658	\$3,833,658 (c)	11/1/12	
95	Nicholasville, City of	WX21113042	\$983,400	\$488,400 (c)	12/6/12; 3/6/14; 9/3/15	
96	Nicholasville, City of	WX21113041	\$0	\$0	12/6/12; 3/6/14	Request for funds withdrawn
97	Danville, City of	WX21021017	\$28,608,171	\$12,467,849 (c)	2/7/13; 2/6/14; 6/26/14	
98	Madison Co Utility District	WX21151051	\$876,528	\$856,528 (c)	2/7/13	
99	Vanceburg, City of	WX21135017	\$849,878	\$849,878 (c)	2/7/13	
		WX21167022				
		WX21167026				
100	City of Harrodsburg	WX21167027	\$2,701,543	\$2,701,543 (c)	3/7/13; 6/26/14	
101	Frankfort Electric & Water Plant Boa	WX21073018	\$2,774,328	\$2,774,328 (c)	3/7/13	
102	Henry Co Water District #2	WX21103039	\$3,340,000	\$2,153,041 (c)	3/7/13	
103	Sebree, City of	WX21233108	\$1,835,738	\$815,475 (c)	4/4/13	
104	Carrollton, City of	WX21041001	\$1,757,706	\$1,657,988 (c)	5/2/13; 11/6/14	
105	Northern Ky Water District	WX21037003	\$9,824,000	\$8,000,000	5/2/13; 6/26/14	
106	Hopkinsville, City of	WX21047010	\$6,000,000	\$3,999,952 (c)	5/2/13	
107	Williamstown, City of	WX21081001	\$17,249,165	\$6,249,165 (c)	6/19/13; 5/1/14; 9/3/15	
TOTALS			\$80,634,115	\$46,847,806		
PROJECTS APPROVED IN FY 2014						
108	Garrison-Quincy KY-O-Heights WD	WX21135013	\$821,721	\$821,721 (c)	10/3/13	
109	Carrollton, City of	WX21041002	\$963,931	\$963,931 (c)	12/5/13	
110	Hardinsburg, City of	WX21027014	\$1,189,135	\$1,189,135 (c)	12/5/13	
111	Northern Ky Water District	WX21037004	\$5,734,000	\$3,545,910 (c)	12/5/13	
112	North Middletown, City of	WX21017019	\$429,595	\$429,595 (c)	2/6/14; 6/26/14	Interest rate reduction to .75%
113	Jenkins, City of	WX21133043	\$2,276,484	\$2,276,484 (c)	3/6/14	
114	Bullock Pen Water District	WX21081006	\$384,278	\$364,278 (c)	3/6/14	
115	Midway, City of	WX21239027	\$215,000	\$215,000 (c)	5/1/14	
116	Flatwoods, City of	WX21089064	\$277,822	\$277,822 (c)	6/26/14	
TOTALS			\$12,291,966	\$10,083,876		
PROJECTS APPROVED IN FY 2015						
117	Cumberland County WD	WX21057013	\$1,368,000	\$1,268,000 (c)	10/2/14	
118	Western Lewis-Rectorville Wtr & Gas Dist	WX21161039	\$1,280,000	\$1,266,500 (c)	10/2/14	
119	Henry County WD #2	WX21103037	\$3,254,000	\$2,222,244 (c)	10/2/14	
120	Northern Ky Water District	WX21037006	\$6,406,830	\$3,535,094 (c)	11/6/14	
121	Pineville, City of	WX21013918	\$154,928	\$154,928 (c)	11/6/14	F1
122	Lebanon, City of	WX21155039	\$3,221,066	\$3,221,066 (c)	12/4/14	
123	Monroe Co Water District	WX21171045	\$15,962,694	\$15,675,679 (c)	12/4/14; 7/2/15; 12/3/15; 6/12/18	
124	Campbellsville, City of	WX21217023	\$5,213,959	\$5,213,959 (c)	12/4/14	
125	Fleming-Neon, City of	WX21133029	\$143,598	\$143,598 (c)	12/4/14	
126	Burkesville, City of	WX21057017	\$621,323	\$621,323 (c)	2/5/15	
127	Whitley County Water District	WX21235434	\$966,973.33	\$966,973.33 (c)	4/2/15; 4/9/18	
128	Harrodsburg, City of	WX21167028	\$326,660	\$326,660 (c)	4/2/15	
129	Lebanon, City of	WX21155040	\$720,000	\$720,000 (c)	5/7/15	
130	Paducah, City of	WX21145085	\$4,508,000	\$2,341,796 (c)	5/7/15	
131	Ohio County Water District	WX21183039	\$1,503,792	\$1,503,792 (c)	6/4/15	
TOTALS			\$45,651,823	\$39,181,612		
PROJECTS APPROVED IN FY 2016						
132	Nicholasville, City of	WX21113040	\$416,120	\$416,120	7/2/15	F1
133	Crab Orchard, City of	WX21137045	\$265,000	\$0	8/6/15	Request for funds withdrawn
134	Bath Co Water District	WX21011034	\$885,878	\$885,878 (c)	9/3/15	
135	Cave Run Water Commission	WX21165023	\$694,658	\$694,658 (c)	10/1/15	
136	Crittenden-Livingston Co WD	WX21055009	\$978,850	\$978,850 (c)	10/1/15	
137	Cumberland Falls Highway WD	WX21235002	\$1,723,000	\$1,720,500	11/5/15	
138	Western Pulaski County WD	WX21199123	\$3,304,000	\$3,304,000	11/5/15	
139	Hopkinsville, City of	WX21047013	\$9,300,000	\$8,000,000	3/3/16	
140	Northern Kentucky Water District	WX21117003	\$5,385,000	\$4,000,000	3/3/16	
141	Southern Water and Sewer District	WX21071008	\$550,000	\$550,000	3/3/16	
142	Prestonsburg, City of	WX21071223	\$3,624,000	\$920,542.18 (c)	3/3/16	
143	Evarts, City of	WX21095642	\$275,000	\$275,000	4/7/16	
144	Salyersville, City of	WX21153013	\$45,128	\$45,128 (c)	4/7/16	
145	Cynthiana, City of	WX21097025	\$754,539	\$754,539 (c)	4/7/16	
146	Harrodsburg, City of	WX21167029	\$2,067,682	\$2,067,682 (c)	4/7/16	
147	Hodgenville, City of	WX21123017	\$889,872	\$889,872 (c)	5/5/16	
148	Hodgenville, City of	WX21123008	\$592,994	\$592,994 (c)	5/5/16	
TOTALS			\$31,751,721	\$26,095,763		
PROJECTS APPROVED IN FY 2017						
149	Olive Hill, City of	WX21043041	\$1,248,344	\$1,005,344	10/27/16; 6/4/20	
150	Fleming Neon, City of	WX21133029	\$3,000,000	\$1,500,000 (c)	12/1/16	
151	Nicholasville, City of	WX21113041	\$553,000	\$516,308.01 (c)	3/2/17	
152	Stanford, City of	WX21137051	\$4,368,293	\$2,958,293	3/2/17; 2/4/21	
153	Irvine, City of	WX21065005	\$6,932,000	\$6,932,000	3/2/17; 1/8/19	
154	Southern Water & Sewer District	WX21071730	\$1,350,000	\$1,350,000	3/2/17	
155	Campbellsville, City of	WX21217025	\$8,300,000	\$7,952,099	6/1/17; 7/10/18	
TOTALS			\$25,751,637	\$22,214,044		

		TOTAL PROJECT AMOUNT	KIA LOAN AMOUNT	DATE APPROVED	COMMENTS
PROJECTS APPROVED IN FY 2018					
156	Morehead, City of	WX21205048	\$28,428,000	\$1,297,200	12/6/17
157	Green-Taylor Water District	WX21217027	\$1,963,390	\$1,963,390	2/1/18
158	City of Lebanon	WX21155043	\$4,747,137	\$4,497,137	2/1/18; 9/26/19
159	South Shore, City of	WX21089089	\$878,000	\$878,000	3/1/18
160	Frankfort Electric & Water Plant Board	WX21073012	\$4,000,000	\$4,000,000	4/9/18
161	Louisa, City of	WX21127021	\$834,430	\$834,430 (c)	4/9/18
162	Lancaster, City of	WX21079015	\$11,000,000	\$4,000,000	5/8/18
163	Salyersville	WX21153013	\$705,982	\$655,982	5/8/18
TOTALS			\$52,556,939	\$18,126,139	
PROJECTS APPROVED IN FY 2019					
164	Pineville, City of	WX21013918	\$2,084,590	\$1,864,590	7/10/18
165	Cynthiana, City of	WX21097026	\$1,050,022	\$972,877 (c)	11/13/18; 7/9/19
166	Paintsville Utilities Commission	WX21115028	\$2,010,000	\$2,010,000	12/11/18
167	Jamestown, City of	WX21207025	\$1,000,000	\$500,000	12/11/18
168	Burnside, City of	WX21199128	\$2,800,000	\$2,800,000	1/8/19; 1/9/20
169	Green-Taylor Water District	WX21087022	\$564,600	\$564,600	1/8/19
170	Hardinsburg, City of	WX21027053	\$760,280	\$756,664 (c)	1/8/19
171	Morehead, City of	WX21205048	\$28,428,000	\$5,257,000	3/7/19
172	Danville, City of	WX21021010	\$4,918,257	\$4,918,257	4/4/19
173	South Shore, City of	WX21089101	\$3,051,133	\$3,051,133	5/7/19
174	Edmonton, City of	WX21169039	\$5,000,000	\$4,500,000	6/18/19
TOTALS			\$51,666,882	\$27,195,121	
PROJECTS APPROVED IN FY 2020					
175	Elkton, City of	WX21219033	\$170,000	\$170,000 (c)	7/9/19
176	Mortons Gap, City of	WX21107050	\$1,670,000	\$835,000	7/9/19
177	Allen County Water District	WX21003021	\$2,450,000	\$2,450,000	8/6/19
178	West Liberty, City of	WX21175009	\$1,500,000	\$300,000	11/7/19
179	Estill County Water District	WX21065009	\$2,899,450	\$2,399,450	12/5/19
180	Somerset, City of	WX21199002	\$7,027,878	\$7,027,878	12/5/19
181	Lyon County Water District	WX21143017	\$2,094,675	\$2,094,675	2/6/20
182	Adair County WD	WX21001029	\$1,342,530	\$1,342,530	3/5/20
183	Lebanon, City of	WX21155044	\$5,238,230	\$5,238,230	3/5/20
184	Northern Kentucky Water District	WX21117210	\$10,050,000	\$8,000,000	5/7/20
185	Salem, City of	WX21139027	\$585,000	\$585,000	6/4/20
186	Cave Run Water Commission	WX21165025	\$1,171,350	\$1,171,350	6/4/20
TOTALS			\$36,199,113	\$31,614,113	
PROJECTS APPROVED IN FY 2021					
187	Whitesburg, City of	WX21133100	\$1,100,000	\$600,000	8/6/20; 11/5/20
188	Whitesburg, City of	WX21133061	\$2,200,000	\$2,200,000	11/5/20
189	McCreary County WD	WX21147013	\$270,000	\$270,000	11/5/20
190	Hazard, City of	WX21193049	\$2,437,500	\$1,637,500	11/5/20
191	Albany, City of	WX21053015	\$5,900,000	\$2,500,000	1/7/21
192	Harlan, City of	WX21095014	\$1,463,000	\$1,463,000	1/7/21
193	Harlan, City of	WX21095013	\$2,549,645	\$2,549,645	1/7/21
194	McKinney Water District	WX21137017	\$2,991,916	\$2,491,916	3/4/21
195	Scottsville, City of	WX21003023	\$696,500	\$696,500	3/4/21
TOTALS			\$19,608,561	\$14,408,561	
GRAND TOTALS - COMMITMENTS			\$825,498,795	\$474,689,751	

bold, italics - pending board approval

(c) - Final amounts; Loan has been closed

(s) - Amount represented in the assistance agreement

(F1) - Planning and Design Loan

KENTUCKY INFRASTRUCTURE AUTHORITY
SAFE DRINKING WATER STATE REVOLVING FUND CFDA #66.468 ---- (FUND F2)
AMERICAN RECOVERY AND REINVESTMENT ACT OF 2009

AVAILABLE FUNDS FFY 2009:

FEDERAL ARRA GRANT FUNDS	\$20,450,000
ADMINISTRATION (4%)	(\$818,000)
OTHER SET ASIDES	(\$715,750)
Transferred from Admin to Construction	<u>\$369,683</u>
NET ARRA FUNDS	<u>\$19,285,933</u>

	TOTAL PROJECT AMOUNT	KIA AMOUNT	FIRST USE FUNDS	DATE APPROVED
PROJECTS APPROVED IN SFY 2009:				
1	\$2,866,652	\$222,606 (c)	\$222,606	6/25/09
2	\$4,000,000	\$947,901 (c)	\$947,901	6/25/09
TOTALS	<u>\$6,866,652</u>	<u>\$1,170,507</u>	<u>\$1,170,507</u>	
PROJECTS APPROVED IN SFY 2010:				
3	\$1,322,000	\$572,000 (c)	\$572,000	7/9/09; 11/24/09
4	\$171,840	\$171,794 (c)	\$171,794	7/9/09
5	\$1,100,000	\$1,099,903 (c)	\$1,099,903	8/6/09
6	\$2,650,000	\$500,000 (c)	\$500,000	8/6/09
7	\$174,800	\$174,374 (c)	\$174,374	8/20/09
8	\$3,498,452	\$1,855,004 (c)	\$1,855,004	8/20/09
9	\$2,120,000	\$2,120,000 (c)	\$2,120,000	8/20/09
10	\$1,153,000	\$1,153,000 (c)	\$1,153,000	9/3/09
11	\$18,508,832	\$4,173,200 (c)	\$4,173,200	9/3/09; 2/4/10
12	\$1,500,000	\$1,500,000 (c)	\$1,500,000	9/3/09
13	\$805,000	\$805,000 (c)	\$805,000	10/1/09
14	\$1,100,000	\$741,450 (c)	\$741,450	10/1/09
15	\$6,966,088	\$683,200 (c)	\$683,200	10/1/09
16	\$578,000	\$500,000 (c)	\$500,000	10/1/09
17	\$2,915,099	\$1,381,963 (c)	\$1,381,963	11/12/09
18	\$3,050,300	\$684,537	\$684,537	5/5/11; revised from base fdg
TOTALS	<u>\$44,563,111</u>	<u>\$18,115,426</u>	<u>\$18,115,426</u>	
GRAND TOTALS - COMMITMENTS	<u>\$51,429,763</u>	<u>\$19,285,933</u>	<u>\$19,285,933</u>	
BALANCE AVAILABLE FOR LOAN			<u>\$0</u>	

bold, italics - pending board approval

(c) - Final amounts; Loan has been closed

(s) - Amount represented in the assistance agreement